



**NOTTINGHAM CITY COUNCIL**  
**BERRIDGE AND SHERWOOD AREA COMMITTEE**

**Date:** Thursday, 18 June 2015

**Time:** 6.00 pm

**Place:** LB31-32 - Loxley House, Station Street, Nottingham, NG2 3NG

**Councillors are requested to attend the above meeting to transact the following business**

**Acting Corporate Director for Resources**

**Governance Officer:** Laura Wilson, Constitutional Services, Tel: 0115 8764301 **Direct**  
**Dial:** 0115 8764301

**AGENDA**

**Pages**

- |          |  |               |
|----------|--|---------------|
| <b>1</b> | <b>APPOINTMENT OF CHAIR</b>  |               |
| <b>2</b> | <b>APPOINTMENT OF VICE-CHAIR</b>   |               |
| <b>3</b> | <b>APOLOGIES FOR ABSENCE</b>   |               |
| <b>4</b> | <b>DECLARATIONS OF INTERESTS</b>   |               |
| <b>5</b> | <b>MINUTES</b><br>Last meeting held on 19 February 2015 (for confirmation) | <b>5 - 10</b> |
| <b>6</b> | <b>YOUTH PROVISION</b>   |               |
| <b>a</b> | <b>NG7 TEA</b><br>Presentation by Bill Husband                             |               |
| <b>b</b> | <b>Hyson Green Youth Club</b><br>Presentation by Maxine Davis              |               |
| <b>c</b> | <b>Pythian Club</b><br>Presentation by Ben Rosser                          |               |

- |           |  |         |
|-----------|--|---------|
| <b>7</b>  | <b>POLICE UPDATE</b><br>Verbal update  |         |
| <b>8</b>  | <b>AREA CAPITAL FUND</b><br>Report of Strategic Director for Commercial and Neighbourhood Services   | 11 - 18 |
| <b>9</b>  | <b>WARD PERFORMANCE - QUARTER 4</b><br>Report of Strategic Director for Commercial and Neighbourhood Services (as per the revised version circulated at the meeting) | 19 - 48 |
| <b>10</b> | <b>ACTION TAKEN UNDER DELEGATED AUTHORITY</b><br>Report of Corporate Director for Community Services   | 49 - 54 |
| <b>11</b> | <b>NOTTINGHAM CITY HOMES UPDATE</b><br>Report of Chief Executive, Nottingham City Homes  | 55 - 68 |
| <b>12</b> | <b>ENVIRONMENTAL SUBMISSIONS FROM NOTTINGHAM CITY HOMES</b><br>Report of Chief Executive, Nottingham City Homes  | 69 - 72 |
| <b>13</b> | <b>DATES OF FUTURE MEETINGS</b><br>To agree to meet at 6.00 pm on the following Thursdays:<br><br>24 September 2015<br>19 November 2015<br>18 February 2016          |         |

IF YOU NEED ANY ADVICE ON DECLARING AN INTEREST IN ANY ITEM ON THE AGENDA, PLEASE CONTACT THE GOVERNANCE OFFICER SHOWN ABOVE, IF POSSIBLE BEFORE THE DAY OF THE MEETING

CITIZENS ATTENDING MEETINGS ARE ASKED TO ARRIVE AT LEAST 15 MINUTES BEFORE THE START OF THE MEETING TO BE ISSUED WITH VISITOR BADGES

CITIZENS ARE ADVISED THAT THIS MEETING MAY BE RECORDED BY MEMBERS OF THE PUBLIC. ANY RECORDING OR REPORTING ON THIS MEETING SHOULD TAKE PLACE IN ACCORDANCE WITH THE COUNCIL'S POLICY ON RECORDING AND REPORTING ON PUBLIC MEETINGS, WHICH IS AVAILABLE AT [WWW.NOTTINGHAMCITY.GOV.UK](http://WWW.NOTTINGHAMCITY.GOV.UK). INDIVIDUALS INTENDING TO RECORD THE MEETING ARE ASKED TO NOTIFY THE GOVERNANCE OFFICER SHOWN ABOVE IN ADVANCE.

**NOTTINGHAM CITY COUNCIL**

**BERRIDGE AND SHERWOOD AREA COMMITTEE**

**MINUTES of the meeting held at LB31-32 - Loxley House, Station Street, Nottingham, NG2 3NG on 19 February 2015 from 18.00 - 19.17**

**Membership**

Present

Absent

Councillor Toby Neal  
Councillor Brian Parbutt (Vice Chair)  
Councillor Mohammed Ibrahim (Chair)  
Councillor Carole-Ann Jones  
Councillor Jane Urquhart  
Councillor Alex Ball

**Colleagues, partners and others in attendance:**

Martin Barradell	- Assistant Community Sport Officer
Leigh White	- Neighbourhood Development Officer
John Marsh	- Central Locality Manager
Bill Husband	- Manager, NG7 TEA
Jaison Jose	- Resident
Robin Stalvies	- Carrington Residents Association
Moby Farrands	- Neighbourhood Projects Officer
Tariq Mahmood	- Resident
Mark Leavesley	- Governance Officer
Tanith Davis	- Governance Officer

**34 APOLOGIES**

Anita Wakefield	- Sherwood Arts Week
Paul Howard	- Nottingham City Homes
Inspector Annie Yates	- Nottinghamshire Police

**35 DECLARATIONS OF INTEREST**

None.

**36 MINUTES**

The Committee confirmed the minutes of the meeting held on 20 November 2014 as a correct record and they were signed by the Chair.

**37 AREA JOBS PLAN**

The report was presented by Chris Grocock (Employment and Skills Officer) and Bill Husband (Manager, NG7 TEA). The main points were as follows:

- Nottingham City Council is committed to reducing unemployment and NG7 TEA is funded to co-ordinate Employment and Skills activity in the Berridge and Sherwood Wards. They engage with the local community to attempt to remove barriers which are causing unemployment.
- There are 5 key priorities:
  - increase the employment rate of the working age population;

- increase the number of adults with Level 2 Skills;
  - lead and deliver a community coordination strategy for employment and training;
  - incorporate financial inclusion, benefit and debt advice in provision;
  - deliver a programme of community recruitment and information events.
- NG7 TEA work with partners to engage those in the community who are the hardest to reach. They work with locals on 3 key areas:
    - Work ethic;
    - English and maths skills;
    - Work experience.
  - Berridge has a diverse range of residents and a large number of Polish speakers are attending NG7 TEA, in order to improve their English skills and increase their employability. There are currently 4 work clubs located in Berridge and Sherwood, which locals can access.

In response to questions from the Committee, the following additional information was provided:

- NG7 TEA are looking to increase the number of locals referred to the Sherwood Enterprise Centre to help increase the number of people becoming self employed and starting new businesses;
- Tuntum Housing Association are offering their residents £1,000 to help them to set up their own business;
- Work is ongoing with Djanogly and other local schools to ensure that support is being offered to young people and that employability is on the school's agenda;
- Help is being provided to smaller communities such as the Kurdish community to assist in increasing their employability.

### **Resolved**

- (1) to note the actions in the plan and receive a six-monthly update from NG7 TEA and the Employment and Skills Team;**
- (2) Chris Grocock to provide local ward Councillors with a copy of those who are currently accessing the service;**
- (3) due to concerns raised by the Committee over the key figures for Berridge, Bill Husband is to provide Councillors with a breakdown of the statistics, showing each community group.**

### **38 FIT IN THE COMMUNITY**

Martin Barradell (Employment and Skills Officer) presented the report. The main points were as follows:

- Fit in the Community is a three year sports project which is being run between Nottingham City Council and Nottingham City Homes;
- the aim of the project is to get 5,500 social housing tenants more active. This has been broken down into 3 age groups - 14-24, 25-59 and 60+;

- the project is looking at making sports in the community more accessible and to provide potential users with training and support;
- Nottingham City Homes staff, neighbourhood police, community groups and champions all help to engage and identify potential users. The sessions which are offered are free and Nottingham City Homes tenants can also access volunteering opportunities in a wide range of training, including first aid, disability awareness and safeguarding;
- to date, almost 1,000 tenants and city residents have taken part in the project;
- the next steps are to:
  - increase participation by women and girls, linking to the 'This Girl Can' campaign;
  - continue to build the community workforce and to develop casual community coaches and community volunteers;
  - work with Activity Co-ordinators to develop the offer within the independent living schemes;
  - continue effective working with existing partners and continue to develop relationships with new ones.

Following questions from the committee, the following additional information was provided:

- residents who do not live in a Nottingham City Homes property are also being targeted by officers (neighbourhood police and community groups);
- Community Champions are used to promote local activities and sessions;
- groups that already exist and meet are approached, in order for members to be signposted to relevant activities;
- a webpage is available for Fit in the Community, through the Nottingham City Homes website, which allows users to find activities local to them;
- TV adverts are helping to promote sports. However, advertising needs to be incorporated on a local level and it needs to be relevant for the audience it is aimed at;
- work is undertaken in each ward for 4 weeks at a time and officers are looking into extending the scheme across the whole city.

The Committee advised Mr Barradell to contact Central College Nottingham, as they have groups which work with harder to reach communities.

**RESOLVED to note the report and that the thanks of the Committee to Mr Barradell for the informative presentation be recorded.**

### **39 AREA CAPITAL FUND - UPDATE**

Leigh White, Neighbourhood Development Officer, presented the report, informing the Committee of the latest position regarding the Area Capital Fund 2013-15 for Berridge and Sherwood wards.

**RESOLVED**

**(1) to approve the following schemes:**

**Berridge ward**

Forest Fields security	£1,000
Chard Street Play Area 2	£640

**Sherwood ward**

Sherwood Ward cycle stands	£10,000
Oak Street	£5,500
Wesley Street	£6,651
Grit Bins and salt 2	£3,328
Mansfield Road	£655
Woodthorpe Park	£7000

**(2) to note the remaining unallocated Area Capital Fund 2013-15 monies for Berridge (£12,048) and Sherwood (£44,157);**

**(3) approve the use of £12,043.20 of Section 106 monies towards the refurbishment and improvement of the Dell/Cascade at Woodthorpe Park.**

**40 WARD PERFORMANCE QUARTER 3 - UPDATE**

John Marsh, Locality Manager, presented the report and also provided an update from Nottinghamshire Police, due to the Committee receiving apologies from Inspector Yates. The main points were as follows:

**Sherwood ward**

- 1) Burglary - overall an increase of 27 offences;
- 2) Robbery - overall a reduction of 12 offences;
- 3) Theft from motor vehicle - overall a reduction of 10 offences;
- 4) Violence with injury - overall an increase of 15 offences.

The Drayton Street area has become a hotspot for fly tipping and general uncleanliness, so an action plan has been developed to improve this area. Work is being undertaken to look at redeveloping Peggy's Park.

Crime overall is up by 2% for the year to date. During Quarter 3 there was a decrease of 43 crimes compared to Quarter 3 in 2013.

Cleanliness is up by 6% compared to last year. There have been 6 incidents of graffiti, showing a decrease of 63%. There has also been a decrease in incidents of fly tipping compared to the same quarter last year.

**Berridge ward**

- 1) Burglary - overall an increase of 35 offences. A micro beat in Forest Fields is now incorporated as part of Operation Graduate;
- 2) Robbery - overall an increase of 5 offences;
- 3) Theft from motor vehicle - overall a reduction of 17 offences;
- 4) Violence with injury - overall an increase of 20 offences.

Berridge and Sherwood Area Committee - 19.02.15

The ASB patrol car operates every other week in the ward. Crime has decreased by 17% for the year to date, with a total of 313 being reported.

The index score for cleanliness for Quarter 3 is 93%, which has exceeded the Neighbourhood Target of 86%.

1 incident of graffiti has been reported compared to 12 the previous year. This is a decrease of 92%. Incidences of fly tipping have also decreased by 34%.

The Committee raised concerns about the accuracy of statistics provided in the reports, as they did not seem consistent but, as no representative from Nottinghamshire Police was present at the meeting, this could not be discussed further. A resident present at the meeting also raised a question in relation to the crime statistics, but an answer could not be provided.

## **RESOLVED**

- (1) to note the ward performance quarter 3 report and the Police update;**
- (2) that the Chair, Councillor Ibrahim, raise with Nottinghamshire Police the issue of non-representation at this Committee and request measures are put in place to ensure a senior officer attends every Area 5 Committee meeting;**
- (3) that the Locality Manager request Nottinghamshire Police email Committee members an explanation of the statistics prior to the next meeting;**
- (4) that the next meeting contain an item specifically on crime;**
- (5) that the Locality Manager analyse the statistics provided for cleanliness, fly tipping and graffiti for the year to date to show monthly variation and inform Committee members accordingly.**

## **41 DELEGATED AUTHORITY SPEND - UPDATE**

**RESOLVED to note the actions in respect of ward councillor budgets, taken under delegated authority by the Director of Neighbourhood Services, as detailed in the report.**

## **42 NOTTINGHAM CITY HOMES - UPDATE**

The Committee raised concerns that due to apologies being received from Paul Howard (Nottingham City Homes), there was no presenting officer for this report or anyone available to answer questions.

**RESOLVED to note the report and agree that the Chair and Locality Manager work with officers to ensure that when a report is submitted to the Committee, an officer attends to present the report and respond to member's questions.**

This page is intentionally left blank



**BERRIDGE AND SHERWOOD AREA COMMITTEE – 18 JUNE 2015**

<b>Title of paper:</b>	<b>AREA CAPITAL FUND</b>	
<b>Director(s)/ Corporate Director(s):</b>	Andy Vaughan Director of Neighbourhood Services	<b>Wards affected:</b> Berridge, Sherwood
<b>Report author(s) and contact details:</b>	Angela Bolton, Neighbourhood Development Officer (Sherwood) 0115 8838476 <a href="mailto:Angela.bolton@nottinghamcity.gov.uk">Angela.bolton@nottinghamcity.gov.uk</a> Lylse-Anne Renwick, Neighbourhood Development Officer (Sherwood) 0115 8764488 – <a href="mailto:lylse-anne.renwick@nottinghamcity.gov.uk">lylse-anne.renwick@nottinghamcity.gov.uk</a> Debbie Royle, Neighbourhood Development Officer (Berridge) 0115 8838468, <a href="mailto:Debbie.royle@nottinghamcity.gov.uk">Debbie.royle@nottinghamcity.gov.uk</a> Beth Hanna, Neighbourhood Development Officer (Berridge) 0115 8838466 – <a href="mailto:Beth.hanna@nottinghamcity.gov.uk">Beth.hanna@nottinghamcity.gov.uk</a>	
<b>Other colleagues who have provided input:</b>	Nancy Hudson – Projects Officer, Highways Development	
<b>Date of consultation with Portfolio Holder(s) (if relevant)</b>		
<b>Relevant Council Plan Strategic Priority:</b>		
Cutting unemployment by a quarter		<input type="checkbox"/>
Cut crime and anti-social behaviour		<input type="checkbox"/>
Ensure more school leavers get a job, training or further education than any other City		<input type="checkbox"/>
Your neighbourhood as clean as the City Centre		X
Help keep your energy bills down		<input type="checkbox"/>
Good access to public transport		<input type="checkbox"/>
Nottingham has a good mix of housing		<input type="checkbox"/>
Nottingham is a good place to do business, invest and create jobs		X
Nottingham offers a wide range of leisure activities, parks and sporting events		X
Support early intervention activities		<input type="checkbox"/>
Deliver effective, value for money services to our citizens		<input type="checkbox"/>
<b>Summary of issues (including benefits to citizens/service users):</b>		
This report provides Councillors with the latest spend proposals under the Area Capital Fund including highways and footways.		
<b>Recommendation(s):</b>		
<b>1</b>	To approve the Area Capital Fund programme of schemes for Berridge and Sherwood Wards as set out in Appendix 1.	
<b>2</b>	To note the commitment of funds in Berridge and Sherwood Wards as set out in Appendix 1.	

**1. REASONS FOR RECOMMENDATIONS**

- 1.1 The Nottingham Local Transport Plan (LTP) 2011-2026 maintains a commitment to deliver local transport improvements across Nottingham's Neighbourhoods and prioritises small scale transport improvements of importance to local communities.
- 1.2 As part of the budget approved in March 2013, Nottingham City Council approved an LTP capital allocation of £2.5 million Citywide from 2013-2015.

**2. BACKGROUND (INCLUDING OUTCOMES OF CONSULTATION)**

- 2.1 The Area Capital Programme was established in 2006 to improve the environment of the neighbourhoods and to create a sense of place for residents in order to improve the quality of life of local people.

- 2.2 Resources are allocated from the Nottingham City Council general fund, the Local Transport Plan (LTP) and from the Housing Revenue Account.
- 2.3 The programme of works is a rolling programme. There have been instances where schemes are started, with strong community involvement and interest, only to be altered at a later stage due to changing circumstances, such as economic conditions and change in land values.

### **3. OTHER OPTIONS CONSIDERED IN MAKING RECOMMENDATIONS**

- 3.1 None

### **4. FINANCIAL IMPLICATIONS (INCLUDING VALUE FOR MONEY/VAT)**

- 4.1 There are no financial implications arising from this report.

### **5. RISK MANAGEMENT ISSUES (INCLUDING LEGAL IMPLICATIONS AND CRIME AND DISORDER ACT IMPLICATIONS)**

- 5.1 A risk register has been produced which is regularly monitored.

### **6. EQUALITY IMPACT ASSESSMENT**

- 6.1 An EIA is not required, as the report does not contain proposals or financial decisions.

### **7. LIST OF BACKGROUND PAPERS OTHER THAN PUBLISHED WORKS OR THOSE DISCLOSING CONFIDENTIAL OR EXEMPT INFORMATION**

- 7.1 Highways Framework Agreement.

### **8. PUBLISHED DOCUMENTS REFERRED TO IN COMPILING THIS REPORT**

- 8.1 None.

**Berridge Area Capital 2013 - 2015 Programme**

**Berridge LTP schemes**

Location	Type	Councillor Prioritised / Area Committee Approved	Estimate	Estimated start date	Completed	Details
Haydn Road	traffic safety	Approved November 2013	£90,000			Installation of lining, speed cushions, splitters, etc to improve road safety on Haydn Road
Glendon Drive	footpath	Approved November 2013	£33,204	-	Yes	Patching of the footpath on Glendon Drive
Tissington Road / Tissington Close	carriageway	Approved November 2013	£16,968	-	Yes	Resurfacing of the carriageway on Tissington Road / Tissington Close
Northgate Road	bus stop markings	Approved November 2013	£1,500			Bus stop markings on Northgate Road
Haydn Road	feasibility study	Approved by DA 21 June 2013	£500			Feasibility study into speeding issues.
Berridge - Various locations	lining	Approved by DA 12 July 2013	£5,000			Carry out large scale relining to improve Traffic Management and road safety in the ward.

Total LTP schemes\*

£147,172

**Berridge Public Realm schemes**

Location	Type	Councillor Prioritised / Area Committee Approved	Estimate	Estimated start date	Completed	Details
Bus stop litter bins	litter bins	Approved by DA March 2015	£1,050			Provision of litter bins at bus stops on Sherwood Rise/ Nottingham Road
Forest Fields security 2	security	Approved by DA March 2015	£1,100			Further contribution to alleyway lock replacement programme
Shipstone and Mann Street	parking survey	Approved by DA March 2015	£900			Parking survey to establish whether there is a need for a resident parking scheme on Shipstone and Mann Street
Forest Fields security	security	Approved by DA January 2015	£1,000			Further programme of replacing alleyway gate locks
Chard Street Play Area 2	litter bins	Approved by DA January 2015	£640		Yes	Provision of two new litter bins as part of the redevelopment of the Chard Street park.
Retford Road / Valmont Road	speed monitoring	Approved September 2014	£800			Monitoring of speed on Retford Road and Valmont Road
Glendon Drive Phase 2	footpath	Approved September 2014	£38,745	13.10.14	Yes	Further footpath patching works on Glendon Drive
Peppers Garden	improvements	Approved May 2014	£2,002			Improvements to Peppers Garden, to include rat-bait bins, bench repair and additional signage.
Hucknall Road	keep clear	Approved May 2014	£1,200			Install Keep Clear marking on junction with Glendon Drive to assist in reducing access difficulties..
Radford Road side roads	TRO	Approved May 2014	£5,500			To reduce congestion and improve traffic flow on side roads of Radford Road
Weardale/Teesdale Road	road marking	Approved May 2014	£850			Introduce painted road marking at fork junction of Weardale / Teesdale Road to increase driver awareness

Chard Street Play Area	fence	Approved by DA January 2014	£721			Further contribution to fencing project around park on Chard Street
Berridge Road Shopping Area	signage	Approved February 2014	£650			Installation of 4 signs to promote the Berridge Road shopping area
Glendon Drive	footpath	Approved November 2013	£21,796	-	Yes	Contribution to patching of the footpath on Glendon Drive
The Forest	contribution	Approved September 2013	£25,000			Contribution to the Forest Sports Zone
Forest Fields	security	Approved May 2013	£6,000			Provide funding to replace alleyway gate locks
Chard Street Play Area	fence	Approved by DA 20 Feb 2013	£5,620			Install fence around park on Chard Street.
Ewart Road / Windermere Road	clearance	Approved by DA November 2012	£1,500			Alleyway clearance to removed collapsed wall

Total Public Realm schemes\*\*

£115,074

### Berridge Decommittments

Location	Type	Reason	Amount	Details
Previously decommitted schemes			£7,540	

Total Decommittment***	£7,540
2013-2015 LTP allocation	£140,000
LTP carried forward from 2011-2013	£6,622
2013 - 2014 Public Realm allocation	£42,000
Public Realm carried forward	£18,607
2014 - 2015 Public Realm allocation	£42,000
Transfer from Radford Public Realm	£14,475
<b>Total Available 2011 - 2013 ACF</b>	<b>£263,704</b>
*Less LTP schemes	- £147,172
**Less Public Realm schemes	- £115,074
***Decommittment funds	+ £7,540
<b>Remaining available balance</b>	<b>£8,998</b>
LTP element remaining	£0
Public Realm element remaining	£8,998

**Sherwood Area Capital 2013 - 2015 Programme**

**Sherwood LTP schemes**

<b>Location</b>	<b>Type</b>	<b>Councillor Prioritised / Area Committee Approved</b>	<b>Estimate</b>	<b>Estimated start date</b>	<b>Completed</b>	<b>Details</b>
Magnus Road	traffic monitoring	Delegated Authority March 2015	£750			traffic monitoring on Magnus Road to identify whether motorists are driving over the hatched area.
Waldeck Road	parking survey	Delegated Authority March 2015	£800			Survey to look at parking issues on Waldeck Road and identify solutions
Sherwood Ward cycle stands	cycle stands	Approved February 2015	£10,000			Installation of cycle stands in locations to be determined on Haydn Road, Hucknall Road and Mansfield Road
Oak Street	dropped crossings	Approved February 2015	£5,500			Installation of 2 pairs of dropped crossings to provide access across Oak Street to Mansfield Road shops via Selkirk Way and allow egress down Oak Street/Jenner Street from Sherbrooke Road to Hucknall Road at the bottom of Jenner Street
Wesley Street	footpath	Approved February 2015	£6,651			Resurface of link footpath from Wesley Street to Hucknall Road, adjacent to the large field
Grit Bins and salt 2	winter maintenance	Approved February 2015	£3,328			Supply 5 grit bins on Dornoch Avenue, Trevoise Gardens, Devon Drive, Costock Avenue and Church Drive (top five ward priority locations)
Hood Street/Fairbank Crescent	handrails	Approved September 2014	£2,790	08.10.14		Refurbishment and replacement of handrails on Hood Street and Fairbank Crescent
Sherwood shopping area	parking restrictions	Approved September 2014	£16,750			Introduce TRO to improve parking practices in Sherwood shopping area (Elmswood Gardens, Marshall St, Osbourne St, Mapperley St, Mansfield Rd, Danethorpe Vale, Magnus Road, Crest View)
Edwards Lane	feasibility Study	Approved May 2014	£2,000			Study into suitability of locations on Edwards Lane for installation of a pedestrian crossing
Sherwood Avenue	carriageway	Delegated Authority April 2014	£15,868	04.06.14	Yes	Plane out and resurface carriageway on Sherwood Avenue
Grit Bins and salt	winter maintenance	Delegated Authority 15 January 2014	£5,358			Supply 4 grit bins on Spondon St, Jenner St, Gamston Crescent and Elmswood Gardens (top four ward priority locations)
Sherwood Parking	survey	Delegated Authority 13 November 2013	£3,000			Carry out parking survey on identified streets to establish whether action is needed to prevent non-resident parking
Watcombe Circus	footpath	Approved November 2013	£19,140	-	Yes	Footpath resurfacing from 35 Watcombe Circus to Devonshire Road
Haydn Road / Perry	Zebrites	Approved November 2013	£10,000			Installation of Zebrites on Haydn Road and Perry

Road					Road
Valley Road	toucan crossing	Approved September 2013	£60,000		Contribution to Toucan Crossing on Valley Road near Edwards Lane.

Total LTP schemes\* £161,935

#### Sherwood Public Realm schemes

Location	Type	Councillor Prioritised / Area Committee Approved	Estimate	Estimated start date	Completed	Details
Mansfield Road	bench	Approved February 2015	£655			New bench to replace dilapidated benches on Mansfield Road
Woodthorpe Park	redevelopment	Approved February 2015	£7,000			Contribution to improvements/renovation to the dell/cascade in Woodthorpe Park as part of £20k scheme
Pirate Park	redevelopment	Approved by DA - March 2014	£10,000			Contribution to redevelopment of community park in Loscoe Rd / Watcombe Circus / Mansfield Rd area
Ramsdale Crescent / Cavendish Drive	tree planting	Approved November 2013	£12,000			Replacement programme for previously removed trees.
The Forest	contribution	Approved September 2013	£20,000			

Total Public Realm Schemes\*\* £49,655

#### Sherwood Decommitments

Location	Type	Reason	Amount	Details
Previously decommitted schemes			£2,958	

Total Decommitted\*\*\* £2,958

Total 2013-2015 LTP allocation £108,000

LTP carried forward from 2011-2013 £68,505

2013 - 2014 Public Realm allocation £32,400

Public Realm carried forward £9,934

2014 - 2015 Public Realm allocation £32,400

**Total Available 2011 - 2013 ACF £251,239**

\*Less LTP schemes - £161,935

\*\*Less Public Realm schemes - £49,655

\*\*\*Decommitted funds + £2,958

**Remaining available balance £42,607**

LTP element remaining £16,280

Public Realm element remaining £26,327

## Berridge Area Capital 2015 - 2016 Programme

### Berridge LTP schemes

Location	Type	Councillor Prioritised / Area Committee Approved	Estimate	Estimated start date	Completed	Details

Total LTP schemes\* £0

### Berridge Public Realm schemes

Location	Type	Councillor Prioritised / Area Committee Approved	Estimate	Estimated start date	Completed	Details
Berridge Ward trees	tree works	Prioritised 17 April 2015	£5,000			Contribution to 3 year city-wide programme of felling inappropriately placed trees and replacement tree planting - lead service: Parks & Open Spaces
Springfield Street	area improve- ment	Prioritised 27 May 2014	£6,414			Contribution to public realm improvement scheme in partnership with NCH - lead service: NCH
Bus stop litter bins	safety audit	Prioritised 3 June 2015	£100			Safety audit on the siting of litter bins at bus stops on Sherwood Rise/ Nottingham Road

Total Public Realm schemes\*\* £11,514

### Berridge Withdrawn schemes

Location	Type	Reason	Amount	Details

Total Decommited\*\*\* £0

2015-2016 LTP allocation £68,000

LTP carried forward from 2013-2015 £0

2015 - 2016 Public Realm allocation £40,650

Public Realm carried forward from 2013-2015 £8,998

**Total Available 2015 - 2016 ACF** **£117,648**

\*Less LTP schemes - £0

\*\*Less Public Realm schemes - £11,514

\*\*\*Decommited funds + £0

**Remaining available balance** **£106,134**

LTP element remaining £68,000

Public Realm element remaining £38,134

**Sherwood Area Capital 2015 - 2016 Programme**

**Sherwood LTP schemes**

Location	Type	Councillor Prioritised / Area Committee Approved	Estimate	Estimated start date	Completed	Details

Total LTP schemes\*

£0

**Sherwood Public Realm schemes**

Location	Type	Councillor Prioritised / Area Committee Approved	Estimate	Estimated start date	Completed	Details
Sherwood Ward trees	tree works	Prioritised 17 April 201	£5,000			Contribution to 3 year city-wide programme of felling inappropriately placed trees and replacement tree planting

Total Public Realm schemes\*\*

£5,000

**Sherwood Withdrawn schemes**

Location	Type	Reason	Amount	Details

Total Decommited\*\*\*

£0

2015-2016 LTP allocation

£54,000

LTP carried forward from 2013-2015

£16,280

2015 - 2016 Public Realm allocation

£32,400

Public Realm carried forward from 2013-2015

£26,327

**Total Available 2015 - 2016 ACF**

**£129,007**

\*Less LTP schemes

- £0

\*\*Less Public Realm schemes

- £5,000

\*\*\*Decommited funds

+ £0

**Remaining available balance**

**£124,007**

LTP element remaining

£70,280

Public Realm element remaining

£53,727



**BERRIDGE AND SHERWOOD AREA COMMITTEE – 18 JUNE 2015**

<b>Title of paper:</b>	<b>WARD PERFORMANCE REPORTS - QUARTER 4</b>	
<b>Director(s)/ Corporate Director(s):</b>	Andy Vaughan, Strategic Director for Commercial and Neighbourhood Services	<b>Wards affected:</b> Berridge, Sherwood
<b>Report author(s) and contact details:</b>	John Marsh, Locality Manager 0115 8838467 – <a href="mailto:john.marsh@nottinghamcity.gov.uk">john.marsh@nottinghamcity.gov.uk</a> Angela Bolton, Neighbourhood Development Officer (Sherwood) 0115 8838476 – <a href="mailto:angela.bolton@nottinghamcity.gov.uk">angela.bolton@nottinghamcity.gov.uk</a> Lylse-Anne Renwick, Neighbourhood Development Officer (Sherwood) 0115 8764488 – <a href="mailto:lylse-anne.renwick@nottinghamcity.gov.uk">lylse-anne.renwick@nottinghamcity.gov.uk</a> Beth Hanna – Neighbourhood Development Officer (Berridge) 0115 8838466 – <a href="mailto:beth.hanna@nottinghamcity.gov.uk">beth.hanna@nottinghamcity.gov.uk</a> Debbie Royle – Neighbourhood Development Officer (Berridge) 0115 8838468 – <a href="mailto:Debbie.royle@nottinghamcity.gov.uk">Debbie.royle@nottinghamcity.gov.uk</a>	
<b>Other colleagues who have provided input:</b>	Dave Halstead, Head of City Services <a href="mailto:Dave.halstead@nottinghamcity.gov.uk">Dave.halstead@nottinghamcity.gov.uk</a> Linda Robertson, Analyst, Crime and Drugs Partnership <a href="mailto:Linda.robertson@nottinghamcity.gov.uk">Linda.robertson@nottinghamcity.gov.uk</a>	
<b>Date of consultation with Portfolio Holder(s) (if relevant)</b>	N/A	
<b>Relevant Council Plan Strategic Priority:</b>		
Cutting unemployment by a quarter		<input checked="" type="checkbox"/>
Cut crime and anti-social behaviour		<input checked="" type="checkbox"/>
Ensure more school leavers get a job, training or further education than any other City		<input checked="" type="checkbox"/>
Your neighbourhood as clean as the City Centre		<input checked="" type="checkbox"/>
Help keep your energy bills down		<input type="checkbox"/>
Good access to public transport		<input type="checkbox"/>
Nottingham has a good mix of housing		<input type="checkbox"/>
Nottingham is a good place to do business, invest and create jobs		<input type="checkbox"/>
Nottingham offers a wide range of leisure activities, parks and sporting events		<input type="checkbox"/>
Support early intervention activities		<input checked="" type="checkbox"/>
Deliver effective, value for money services to our citizens		<input checked="" type="checkbox"/>
<b>Summary of issues (including benefits to citizens/service users):</b>		
The ward performance reports provide updates on key issues and themes which link back to local priorities and strategic themes in the Nottingham Plan 2020. The reports provide summary updates on the following key themes: <ul style="list-style-type: none"> <li>• ward priorities;</li> <li>• community engagement;</li> <li>• Finance</li> <li>• safer theme – crime and anti-social behaviour (ASB);</li> <li>• neighbourhood theme – environmental issues and housing;</li> <li>• working theme – unemployment rates;</li> <li>• housing;</li> <li>• community protection;</li> <li>• fire;</li> <li>• health theme – local health priorities.</li> </ul>		

The following is a brief summary by the respective ward Neighbourhood Development Officers (NDOs):

**Ward: Berridge**

**NDOs: Debbie Royle and Beth Hanna**

Ward data is given for Quarter 4 (January-March). Data is compared with the same time frame in 2014.

**Ward Priorities:**

Berridge Ward Priorities for April - June 2015 can be seen on the front page of the appendices. These priorities are reviewed quarterly with key partners via the monthly Neighbourhood Action Team (NAT) meetings. We continue to focus on improving parks and open spaces and traffic management and parking issues. We are following up actions from the Environmental Week of Action at the end of March that engaged with the community to make improvements to the public realm. We contribute to the Central Locality Domestic Violence Forum Action Plan to prevent Domestic Violence that accounts for approximately half of reported violent crimes in the ward. We are working with registered social landlords to improve communication of environmental issues, including waste management, to tenants and workers. We are leading on the Central Roma working group to develop an action plan and are currently looking at environmental and educational issues.

**Community Engagement:**

NDOs have organised monthly Ward Walks in the ward. Local Action Group meetings take place every 6 weeks throughout the ward. We have organised a Family Spring Fun Event with a range of activities and stalls, including the planting of hanging baskets to brighten up Berridge Road, working with traders to improve the area. We have been working with partners including community groups to develop work with new and emerging communities including the Central Locality Roma Working Group. We continue to engage and support community groups in applying for the Councillor Ward Budget including a new Social Café to open at the New Basford Community Centre.

**Crime:**

Crime has increased by 10% (152Crimes) in Berridge for the year to date with a total of 1743 being reported during the year. In Quarter 4, there is a decrease of 2% with 7 less crimes for the same Quarter last year..

**ASB:**

Year to date ASB in the ward has decreased by 1% with 2 fewer incidents reported.

**Criminal Damage**

Year to date Criminal Damage in the ward has decreased by 1% with 1 fewer incidents reported.

**Cleanliness:**

The index score for Berridge for Quarter 4 is 91% which has exceeded the Neighbourhood Target of 86%. This is a decrease of 2% compared to last year.

**Graffiti Reports:**

3 incidents were reported, compared to 16 in the previous year. This is a decrease of 81%.

**Flytipping:**

329 incidents were reported year to date compared to 563 the previous year. This is a decrease of 42%.

Unemployment Rate:

Unemployment has fallen year to date by 20% from 11714 to 9426.

Deliberate Fires

Year to date there were 8 fewer fires (30 compared to 38) than the previous year – this represents a decrease of 21%.

**Ward: Sherwood**

**NDOs: Lylse-Anne Renwick and Angela Bolton**

Ward Data is given for Quarter 4 (January-March). Data is compared with the same time frame in 2014.

Ward Priorities:

Our current neighbourhood priorities are to tackle ASB issues in Pirate Park, start additional consultation on Peggy's Park redevelopment and continue to work with partners to improve issues in the areas surrounding Nottingham Prison and to support our community centres.

Community Engagement:

NDOs have organised 3 ward walks in different parts of the ward and have visited residents to hear specific concerns about their streets. We also had an on-site NAT meeting at Pirate Park.

Crime:

Crime overall has slightly increased in this quarter. During quarter 4 incidents has increased by 50.

ASB: - ASB has increased this quarter. The incidents increased by 61 from 85 (Q4 2013/14) to 146 (Q4 2014/15), 72% increase compared to the same period last year.

Criminal Damage: - Incidents increased by 3 from 47 (Q4 2013/14) to 50 (Q4 2014/15) a 3% increase compared to the same quarter last year.

Theft: - Theft has remained the same as in this quarter 4 2013/14 – 107. There has been no change.

Violence: - Incidents has increased by 2 from 64 (Q4 2013/14) to 66 incidents (Q4 2014/15) a 3% increase as against the same quarter last year.

Burglary Dwelling: - Burglary dwelling has decreased by 2 from 26 (Q4 2013/14) to 24 (Q4 2014/15) a 2% decrease.

The Locality Targets will be focussed on during the Week of Action.

Cleanliness: - There have been no change to the cleanliness score. The number of incidents remains the same – 92. The expected cleanliness score for the city is 86%.

Graffiti Reports: - Graffiti incidents has decreased by 5 from 11 (Q4 2014/14) to 6 (Q4 2014/15), a 45% decrease.

Fly Tipping: - Incidents has decreased by 29 from 45 to 16, a 64% decrease.

Unemployment: - The number of unemployed decrease by 443 a 30% decrease.

<b>Recommendation(s):</b>	
<b>1</b>	To note the key information from the Ward Performance reports for Quarter 4.

**1. REASONS FOR RECOMMENDATIONS**

- 1.1 Ward performance reports provide a descriptive and statistical picture of what is happening at a ward level and invite community representatives to comment, debate, challenge and identify how they can add value to improve their neighbourhoods.
- 1.2 Ward performance reports also monitor progress in the wards and act as a catalyst for debate about the key performance issues impacting upon the ward on a quarterly basis.

**2. BACKGROUND (INCLUDING OUTCOMES OF CONSULTATION)**

- 2.1 Neighbourhood Working has been important for a number of years in Nottingham as a means of engaging better with citizens and to drive forward service improvement.
- 2.2 The Nottingham Plan has a goal that ‘public service delivery will be better integrated and appropriately devolved, ensuring more accessible and responsive services for all and giving residents more control over what happens in their neighbourhoods’; the Ward Performance report will help to support this.
- 2.3 The Ward Performance report captures work at a local level to support the Nottingham Plan; it is a short summary of key updates on priorities and issues in the ward. More detailed implementation plans sit behind the report such as the Ward Action Plan, NAT action log, Crime and Drug Partnership (CDP) plans and other partners’ implementation plans.
- 2.4 The Ward Performance reports are co-ordinated by NDOs, with data analysis undertaken by the CDP.

**3. OTHER OPTIONS CONSIDERED IN MAKING RECOMMENDATIONS**

- 3.1 None

**4. FINANCIAL IMPLICATIONS (INCLUDING VALUE FOR MONEY/VAT)**

- 4.1 None

**5. RISK MANAGEMENT ISSUES (INCLUDING LEGAL IMPLICATIONS AND CRIME AND DISORDER ACT IMPLICATIONS)**

- 5.1 None

**6. EQUALITY IMPACT ASSESSMENT**

- 6.1 An EIA is not needed, as the report does not contain proposals or financial decisions.

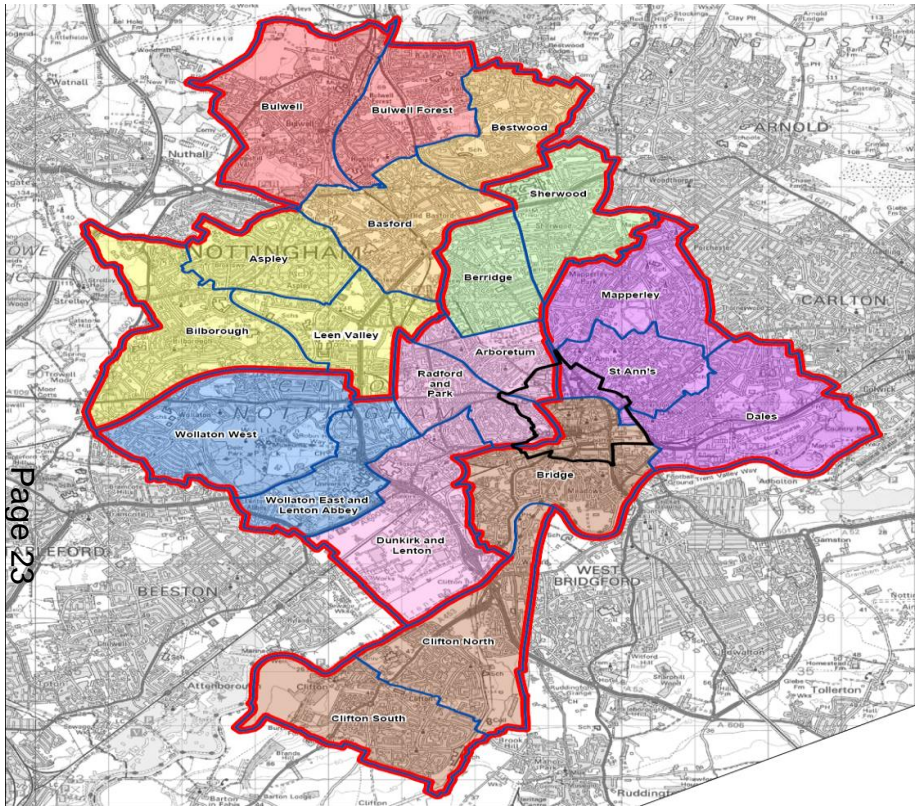
**7. LIST OF BACKGROUND PAPERS OTHER THAN PUBLISHED WORKS OR THOSE DISCLOSING CONFIDENTIAL OR EXEMPT INFORMATION**

7.1 Neighbourhood Working Framework 2012 CLT report.

**8. PUBLISHED DOCUMENTS REFERRED TO IN COMPILING THIS REPORT**

8.1 None

This page is intentionally left blank



**Berridge  
Area Committee Report  
Quarter 4**

## Ward Priorities – June 2015

Theme	Priorities	Key Actions	Outcome	Lead
<p><b>Safer</b></p> <p style="writing-mode: vertical-rl; transform: rotate(180deg);">Page 24</p>	<p>Making public spaces safe and open to all to use and enjoy.</p> <p>Tackle violent crimes and the root cause including Domestic Violence</p> <p>Reduce Burglaries</p> <p>Create a response to specific issues.</p>	<ol style="list-style-type: none"> <li>1. Tackle ASB, develop targeted youth provision and publicise diversionary activities. Lead body NG7 linked into local forums eg, Children and Young people panel and Youth Providers Forum to identify gaps and need.</li> <li>2. Development of local parks.</li> <li>3. Work with Fire Safety, Road Safety and others where necessary.</li> <li>4. Coordinate a Central Locality Domestic Violence Forum and deliver on the action plan.</li> <li>5. Implement target hardening and education re Burglaries.</li> <li>6. Work with Parking Services to improve parking issues in the ward eg, around school sites.</li> </ol>	<ol style="list-style-type: none"> <li>1. NPT working with key young people. New provision funded at New Basford Community Centre in school holidays. Youth provision promoted in the Ward. Youth provision commissioned due to identified need.</li> <li>2. Improvements to Peppers Garden, Chard St, Poplars Park, Hedley Villas.</li> <li>3. Road Safety schemes being implemented eg, Haydn Rd.</li> <li>4. Fire safety promotion at key locations.</li> <li>5. Domestic Violence forum active, action plan including training and awareness campaign, info packs, pledge for organizations to sign, events and work in youth groups.</li> <li>6. Improved communication with Parking Services at residents meetings, ward walks and NATs to respond to current issues.</li> </ol>	<p>NDOs, FCT</p> <p>Parks</p> <p>Highways Fire &amp; Rescue</p> <p>NDOs, FCT, Police, CDP, Community Cohesion, Equation and WAIS</p>



Theme	Priorities	Key Actions	Outcome	Lead
<p><b>Neighbourhoods</b></p>	<p>Improve street cleanliness in the ward.</p> <p>Encourage pride in the neighbourhood.</p> <p>Support community facilities, activities and community engagement in the ward</p>	<ol style="list-style-type: none"> <li>1. Monitor progress of actions at monthly Neighbourhood Action Team meetings around scrap metal issues, fly tipping hotspots, bins on the street, contaminated bins and accessing alleyways.</li> <li>2. Dog Fouling days of action. Environmental Week of Action and action plan being implemented.</li> <li>3. Gate lock scheme reviewed and new locks being installed when needed.</li> <li>4. Develop material for key messages including newsletters, a range of letters, posters, etc and ensure translated copies are available.</li> <li>5. Ward Walks, Local Action Group meetings and consultations to identify issues and engage residents in problem solving.</li> <li>6. Councillors Ward Budget supports youth and community activities.</li> <li>7. A consortium of local groups to bid to manage Forest Fields Community Centre. Work to develop community usage of facility eg, Spring family fun event 29.5.15.</li> <li>8. Developing work with New and Emerging Communities including Roma and Kurdish communities.</li> </ol>	<ol style="list-style-type: none"> <li>1. Improved cleanliness and partnership working between CPOs, City Services etc. regarding fly tipping/scrap metal issues, bins etc. Fly tip signs to be located at hot spots</li> <li>Contaminated bins 3 stage procedure implemented?</li> <li>2. Week of Action successful in reducing contaminated bins and no of bins on the street, bins being stenciled with house no. To be rolled out systematically.</li> <li>3. Central replacement lock scheme.</li> <li>4. Newsletter delivered to all schools and translated material promoted including letter after fly tipping cleared to promote bulky waste..</li> <li>5. Regular Ward Walks and Local Action Group meetings held, issues identified and resolved. Consultations re road safety schemes, park developments and environmental schemes.</li> <li>6. A range of youth and community provision funded and opportunity promoted to new groups.</li> <li>7. Ongoing.</li> <li>8. Liaison with key communities for better integration and awareness of issues. Roma working group themed meetings re health, employment, welfare rights, environment and education.</li> </ol>	<p>NOMs CPOs Environmental Health Councillors City Services NDOs</p> <p>Community Cohesion, FCT, Law Centre and Partnership Council</p>

Theme	Priorities	Key Actions	Outcome	Lead
<b>Families</b>	<p>Improve/increase youth provision in the area.</p> <p>Improve the health and well-being of families, children and young people.</p>	<ol style="list-style-type: none"> <li>1. Councillor budgets prioritised to support youth projects.</li> <li>2. Youth Providers forum meet for strategic coordination between youth providers in the area including area based grants.</li> <li>3. Sexual health workshops and advice developed at Hyson Green Youth Club</li> <li>3. Children Centre Advisory Board established with wide representation and action plan.</li> <li>4. Liaison with the Small Steps Big Changes project in Arboretum Ward.</li> </ol>	<ol style="list-style-type: none"> <li>1. Youth provision delivered in the ward, funded eg, Half term and Easter activities.</li> <li>2. Youth Providers forum coordinating youth provision in the area, identifying gaps, and responses. Activities to be promoted via newsletter face book etc.</li> <li>3. Health info promoted. DV training and Freedom Programme briefing being organized. Joint work /issues identified. Improved delivery of Family and Community Team/Children Centre work targeted at those in need.</li> <li>4. Learning and join initiatives with SSBC</li> </ol>	<p>FCT Councillors NDOs NG7 Youth Provider Forum Hyson Green Youth Club Contraception and Sexual Health service</p>
<p>Page 26</p> <p><b>Health</b></p>	<p>Improve/increase green spaces in the ward.</p> <p>Identifying and responding to the health issues in the area – domestic violence and mental health</p>	<ol style="list-style-type: none"> <li>1. Monitor and refurbish parks and open spaces where necessary.</li> <li>2. Support and encourage initiatives to improve health.</li> <li>3.NDOs liaising with Public Health and the Family and Community Team/Children Centre Advisory Board to tackle health inequalities in the ward.</li> </ol>	<ol style="list-style-type: none"> <li>1. Improvements to open spaces.</li> <li>2. Councillors funding for groups addressing health issues eg Punjabi community centre and Senior support.</li> <li>3.Domestic Violence Forum/action plan</li> <li>4. Mental Health support groups/organizations promoted</li> <li>5. Health issues are addressed at community events.</li> <li>6. Key health issues targeted for improvement.</li> </ol>	<p>Parks Councillors NDOs Health</p>
<b>Working</b>	<p>Ensure there are job and training opportunities.</p> <p>Ensure that there is accessible debt management support and advice</p>	<ol style="list-style-type: none"> <li>1. Signpost to groups and agencies and send job and training opportunities information to all community groups and associations.</li> <li>2. Develop a Traders Association with Berridge Rd traders and identify ways of promoting the shopping area.</li> <li>3. Councillors funding towards targeted provision eg, Sign Post to Polish Success and Forest Fields Advice Centre.</li> <li>4. Area 5 Jobs plan.</li> </ol>	<ol style="list-style-type: none"> <li>1. NDOs cascade all information re job opportunities to groups and partners. NDOs working with Economic Development and NG7 re the Youth Contract scheme to engage young people in training and employment opportunities.</li> <li>2. Meetings with traders and actions implemented including improving signage, contributing to a shopping directory and environmental improvements.</li> <li>3. Provision for local people.</li> <li>4. NG7 to implement Job Plan</li> </ol>	<p>NDOs Employment and Skills NG7 Berridge Road Traders</p>

# Community Engagement and Events

## Ward Walks

Area/Estate	Date/Time	Meeting Point
New Basford (Northgate –Beech Ave)	Wednesday 25 <sup>th</sup> March 10.30-12	Haydn Rd/Nottingham Rd corner
Forest Fields (Leslie Rd – Sherwood Rise)	Wednesday 22 <sup>nd</sup> April 10.30-12	Corner of Leslie Rd and Berridge Rd
Hyson Green part of Berridge	Thursday 14 <sup>th</sup> May 10.30-12	Corner Noel St and Berridge Rd
Sherwood Rise (Haydn Rd – Gregory Boulevard)	Wednesday 20 <sup>th</sup> May 6-7.30pm	Haydn Rd/Nottingham Rd corner
New Basford (Northgate- Valley Rd)	Wednesday 17 <sup>th</sup> June 6-7.30pm	Haydn Rd/Nottingham Rd corner

## Community Meetings

Group	Date	Venue
Local Action Group	Wednesday 18 <sup>th</sup> March 6-7.30pm	The Sherwood Eagle Club, Sherwood Rise
Local Action Group	Wednesday 25 <sup>th</sup> March 6.30pm-8pm	The Play Centre, Russell Rd, Forest Fields
Family Fun Spring Event	Friday 29 <sup>th</sup> May 2-4pm	Forest Fields Community Centre
Local Action Group	Wednesday 10 <sup>th</sup> June 6-7.30	John Quinn Court, New Basford

# Community Engagement

## Future Events and Activities Planned

Event	Lead Partners	Date/Time	Venue
Ward Walk	NDO, Neighbourhood Police Team, Councillors, NOM	15 <sup>th</sup> July, 6-7.30pm	Forest Fields, (Leslie Rd – Radford Rd)
Local Action Group	NDO, Neighbourhood Police Team, Councillors,	22 <sup>nd</sup> July 6.30-8pm	Sherwood Rise, Polish Eagle Club
Ward Walk	NDO, Neighbourhood Police Team, Councillors, NOM	12 <sup>th</sup> August 6-7.30pm	Sherwood Rise (Haydn Rd- Valley)
Local Action Group	NDO, Neighbourhood Police Team, Councillors	2 <sup>nd</sup> September 6-7.30pm	Forest Fields Venue to be confirmed

# Finance

## Ward Councillor Budgets

Total Amount allocated this period (since the last Area Committee to March 31<sup>st</sup> 2015): £8,801

Budget Remaining Unallocated (at 31<sup>st</sup> March 2015): £983

## Area Capital Fund

Total Amount allocated since the last Area Committee up to March 31<sup>st</sup> 2015: £3,050

Shipstone St Parking Survey £900

Forest Fields Security £1100

Bins Sherwood Rise/Nottingham Rd £1050

Page 29  
Total Carried forward 2013-15: £8,998

Awarded 2015/2016: £108,650

Total Available 2015-16: £117,648

Total Amount allocated since the last Area Committee April 1<sup>st</sup> - June 8th 2015: £11,514

Trees works £5000

Springfield Rd Fencing scheme £6,414

Bins Health and Safety Audit £100

Remaining available balance (1<sup>st</sup> June 2015) £106,134

**Others – Section 106, NCH Environmentals, Other Funding**

Carry over 2014/15 £14,070

Awarded 2015-16 £6,861

Total: £20,931

NCH Environmentals allocated this period:

Springfield Carpark: £1,374 (agreed May 2014)

Springfield St fencing and gates (Joint funded with NCC) £19,557

Remaining unallocated: £0

# SUMMARY PERFORMANCE REPORT

## AREA 5 : Quarter 4

### Berridge and Sherwood

Area Total	Category	Qtr 1				Qtr 2				Qtr 3				Qtr 4				Year Total				
		2013-14	2014-15	Volume +/-	% Change	2013-14	2014-15	Volume +/-	% Change	2013-14	2014-15	Volume +/-	% Change	2013-14	2014-15	Volume +/-	% Change	2013-14	2014-15	Volume +/-	% Change	
Area Committee 5	Criminal Damage	90	94	4	4%	95	103	8	8%	86	95	9	10%	140	103	-37	-26%	411	395	-16	-4%	
	Theft	266	228	-38	-14%	190	232	42	22%	182	235	53	29%	179	205	26	15%	817	900	83	10%	
	Violence	137	165	28	20%	167	189	22	13%	147	193	46	31%	144	158	14	10%	595	705	110	18%	
	Dwelling Burglary	59	68	9	15%	70	79	9	13%	72	113	41	57%	64	77	13	20%	265	337	72	27%	
	All Crime	763	770	7	1%	701	827	126	18%	694	835	141	20%	751	794	43	6%	2909	3226	317	11%	
	ASB	347	420	73	21%	494	490	-4	-1%	281	382	101	36%	316	382	66	21%	1438	1674	236	16%	
	Deliberate Fires	14	20	6	43%	21	15	-6	-29%	14	7	-7	-50%	20	16	-4	-20%	69	58	-11	-16%	
	Average Quarterly Score	Cleanliness Score	87	91	4	5%	84	90	5	6%	89	92	3	3%	93	92	-1	-1%	88	91	3	3%
		Graffiti	55	10	-45	-82%	55	8	-47	-85%	16	7	-9	-56%	27	9	-18	-67%	153	34	-119	-78%
		Fly-Tipping	205	153	-52	-25%	248	181	-67	-27%	189	98	-91	-48%	165	51	-114	-69%	807	483	-324	-40%
	Dog Fouling	32	40	8	25%	29	39	10	34%	54	51	-3	-6%	64	89	25	39%	179	219	40	22%	
	Unemployment	4781	4081	-700	-15%	4494	3621	-873	-19%	4105	3198	-907	-22%	4332	3099	-1233	-28%	17712	13999	-3713	-21%	

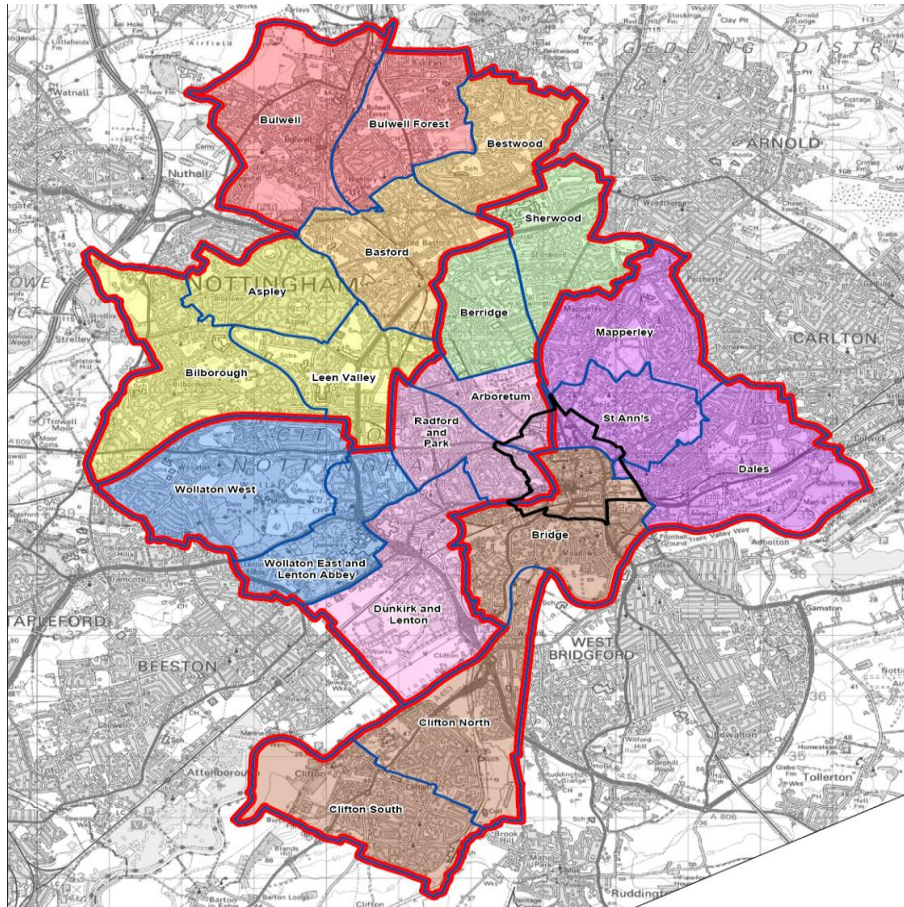
Ward	Category	Qtr 1				Qtr 2				Qtr 3				Qtr 4				Year Total			
		2013-14	2014-15	Volume +/-	% Change	2013-14	2014-15	Volume +/-	% Change	2013-14	2014-15	Volume +/-	% Change	2013-14	2014-15	Volume +/-	% Change	2013-14	2014-15	Volume +/-	% Change
Berridge	Criminal Damage	60	53	-7	-12%	58	64	6	10%	52	52	0	0%	93	53	-40	-43%	263	222	-41	-16%
	Theft	117	82	-35	-30%	98	116	18	18%	82	125	43	52%	72	98	26	36%	369	421	52	14%
	Violence	82	91	9	11%	86	113	27	31%	78	116	38	49%	80	92	12	15%	326	412	86	26%
	Dwelling Burglary	34	44	10	29%	43	41	-2	-5%	32	59	27	84%	38	53	15	39%	147	197	50	34%
	All Crime	417	396	-21	-5%	373	457	84	23%	379	475	96	25%	422	415	-7	-2%	1591	1743	152	10%
	ASB	223	280	57	26%	313	292	-21	-7%	199	276	77	39%	231	236	5	2%	966	1084	118	12%
	Deliberate Fires	12	9	-3	-25%	11	10	-1	-9%	6	3	-3	-50%	9	8	-1	-11%	38	30	-8	-21%
Average Quarterly Score	Cleanliness Score	95	93	-2	-2%	85	92	7	8%	87	93	5	6%	93	91	-2	-2%	90	92	2	2%
	Graffiti (reactive)	34	6	-28	-82%	42	4	-38	-90%	12	1	-11	-92%	16	3	-13	-81%	104	14	-90	-87%
	Fly-Tipping (reactive)	148	84	-64	-43%	178	140	-38	-21%	117	70	-47	-40%	120	35	-85	-71%	563	329	-234	-42%
	Dog Fouling (reactive)	19	25	6	32%	14	25	11	79%	27	35	8	30%	37	49	12	32%	97	134	37	38%
	Unemployment	3137	2790	-347	-11%	2996	2444	-552	-18%	2703	2104	-599	-22%	2878	2088	-790	-27%	11714	9426	-2288	-20%

Ward	Category	Qtr 1				Qtr 2				Qtr 3				Qtr 4				Year Total			
		2013-14	2014-15	Volume +/-	% Change	2013-14	2014-15	Volume +/-	% Change	2013-14	2014-15	Volume +/-	% Change	2013-14	2014-15	Volume +/-	% Change	2013-14	2014-15	Volume +/-	% Change
Sherwood	Criminal Damage	30	41	11	37%	37	39	2	5%	34	43	9	26%	47	50	3	6%	148	173	25	17%
	Theft	149	146	-3	-2%	92	116	24	26%	100	110	10	10%	107	107	0	0%	448	479	31	7%
	Violence	55	74	19	35%	81	76	-5	-6%	69	77	8	12%	64	66	2	3%	269	293	24	9%
	Dwelling Burglary	25	24	-1	-4%	27	38	11	41%	40	54	14	35%	26	24	-2	-8%	118	140	22	19%
	All Crime	346	374	28	8%	328	370	42	13%	315	360	45	14%	329	379	50	15%	1318	1483	165	13%
	ASB	124	140	16	13%	181	198	17	9%	82	106	24	29%	85	146	61	72%	472	590	118	25%
	Deliberate Fires	2	11	9	450%	10	5	-5	-50%	8	4	-4	-50%	11	8	-3	-27%	31	28	-3	-10%
Average Quarterly Score	Cleanliness Score	79	90	11	14%	84	87	4	4%	90	90	1	1%	92	92	0	0%	86	90	4	4%
	Graffiti	21	4	-17	-81%	13	4	-9	-69%	4	6	2	50%	11	6	-5	-45%	49	20	-29	-59%
	Fly-Tipping	57	69	12	21%	70	41	-29	-41%	72	28	-44	-61%	45	16	-29	-64%	244	154	-90	-37%
	Dog Fouling	13	15	2	15%	15	14	-1	-7%	27	16	-11	-41%	27	40	13	48%	82	85	3	4%
	Unemployment	1644	1291	-353	-21%	1498	1177	-321	-21%	1402	1094	-308	-22%	1454	1011	-443	-30%	5998	4573	-1425	-24%





This page is intentionally left blank



Sherwood Area Committee  
Report – Quarter 4

## Ward Priorities

<u>Theme</u>	<u>Priorities</u>	<u>Key Actions</u>	<u>Outcome</u>	<u>Lead</u>
<b>Safer</b>	To provide heightened Police presence in areas targeted by ASB to tackle issues and reassure residents	Responding to the concerns of individual residents, streets or groups such as TRA's	Week of Actions carried out on Drayton Street and on Pirate Park.	Police Community Protection
	Work with Nottingham Prison, NCH and local residents to address issues in and around Nottingham Prison	Police Operations  Environmental Improvements	Police Operations	Police
	Ensure the Police Contact Point is open in Sherwood district centre	Open contact point and use effectively	Contact point open	Police

<u>Theme</u>	<u>Priorities</u>	<u>Key Actions</u>	<u>Outcome</u>	<u>Lead</u>
<b>Families</b>	The development of Valley Road Park, Pirate Park and Peggy's Park and the Dell at Woodthorpe Park	<p>WREN bids for Valley Road and Pirate Park</p> <p>Liaise with NCH to raise funds for Peggy's Park</p> <p>Support developments at the Dell</p>	<p>Wren bid for Valley Road was successful – work will start when ring road improvements finish in that area</p> <p>Funding secured for development of Peggy's Park and funding application submitted for Pirate Park.</p> <p>Some initial consultation on Peggy's Park has been carried out with a more in depth consultation plan underway. A consultation plan is also to be written for Pirate Park and started in the near future.</p> <p>Funding towards improving the Dell</p>	Parks Department NDOs NCH
	Increase the take-up of the 2 year early learning funded places	Publicity campaign to raise awareness	Publicity campaign to raise awareness and eligibility	Children and Families Team

	Protect and look to extend Library services in Sherwood	Library to increase range of activities	Activities increased  Joint activities planned with the library	Libraries
	Improve youth and play facilities and activities in area	Continue existing provision and support more which fills the gaps	There are a variety of activities available across both Sherwood Community Centre and Edwards Lane Community Centres. Advisory panel being formed	Communities and Families Lead Organisation
<b>Theme</b>	<b>Priorities</b>	<b>Key Actions</b>	<b>Outcome</b>	<b>Lead</b>
<b>Neighbourhoods</b>	Champion local events and facilitate community events like Sherwood Arts Week	Support Sherwood Arts Week 2015.  New events for 2015  Identify a committee to support new events.	Ideas and plans for 3 new event sin Sherwood are underway	NDOs Community Libraries In Bloom
	Dog Fouling near to Haydn School and other hotspots	Involve school / CPO targeted project	Regular FIDO visits Ongoing.  Looking to increase FIDO visits by training additional members of staff	Neighbourhood Services CPOs
	Monitor known fly tipping sites and streets where bins on streets is a problem	Involve residents and businesses  Engage with residents  Action against persistent offenders where	Raising awareness through social media  Evidence gathering for prosecution of prolific offenders	Env Health CPOs

		possible	Aim is to be as clean as the City Centre	
	Set up Sherwood Estate Tenants and Residents Association	Advertise and promote group to raise interest	2 meetings have been held Next task is to select a committee.	NCH
<b>Health</b>	To raise awareness of Domestic Violence	To make sure that leaflets and information are available in all public places	Funding contribution to Domestic Violence training	NDOs Health
	To decrease cardiovascular disease	To promote healthy lifestyle changes and activities	Healthy walks and runs are currently taking place on Forest Rec and Woodthorpe Park	NDOs Health NCH
<b><u>Theme</u></b>	<b><u>Priorities</u></b>	<b><u>Key Actions</u></b>	<b><u>Outcome</u></b>	<b><u>Lead</u></b>
<b>Working</b>	Youth Unemployment	Children's Centre and Children's Services to offer support along with the lead organisation	Lead org have funding to support youth unemployment apprenticeships and employment opportunities.	Lead Organisation Community and Families

	Support Sherwood district shopping centre	Sherwood Craft Market Sherwood Art Week / Festival involving local businesses Keep it in Carrington and Keep it in Sherwood campaigns	Businesses will have the opportunity to be involved with events throughout the year.  Market to be promoted.  Contact with businesses to improve networking.	NDO Markets and Fairs
--	---	---	--	-----------------------

## **Community Engagement**

### **Ward Walks taken place during March-June 2015**

<b>Area/Estate</b>	<b>Date/Time</b>	<b>Meeting Point</b>
Edwards Lane Estate	Thu 5 <sup>th</sup> March 4.30pm	Alderton Road / Edwards Lane
Caledon Road up to Burlington Road area	Tue 7 <sup>th</sup> April 4.30pm	Caledon Road / Hucknall Road
Hood Street / Hall Street (Tree focus ward walk)	Tue 2 <sup>nd</sup> June 4.30pm	Winchester Street car park



## Community Meetings

Group	Date	Venue
Carrington Resident Group	Second Monday in month	Gladstone Public House
ELETRA	First Monday in month	Edwards Lane Community Centre
Sherwood Estate T&R Group (NEW)	Under development by NCH	Sherwood Community Centre
Edwards Lane Community Association	Monthly – dates and times vary	Edwards Lane Community Centre
Sherwood Community Centre	Monthly – dates and times vary	Sherwood Community Centre

Page 41

## Events Delivered

Event	Lead Partners	Date/Time	Venue
Week of Action	NCC City Services, NDO's, CP, Police	w/c 2 <sup>nd</sup> March 2015	Various locations but with specific focus on Drayton Street and Edwards Lane estate
Edwards Lane Community Centre Easter fun and Info day – Easter activities for children and young	ELCC, NCH, Parks, NDO's, ELTRA	Fri 10 <sup>th</sup> April	Edwards Lane Community Centre

people and information about services available to the community. Some Peggy's Park consultation was also carried out.			
--	--	--	--

## **Future Events and Activities Planned**

<b>Event</b>	<b>Lead Partners</b>	<b>Date/Time</b>	<b>Venue</b>
Edwards Lane Community Association AGM	Edwards Lane Community Association	TBC	Edwards Lane Community Centre
Councillor Ward Walk – Elmswood Gardens and surrounding area	NDO's, Police, CP, Traffic, City Services, NCH	7 <sup>th</sup> July 4.30pm	Meet on corner of Elmswood Gardens and Mansfield Road
Storybook theme week	NDO's, Libraries, Children and Families	25 <sup>th</sup> July-1 <sup>st</sup> Aug – activities and times tbc	Various tbc
Councillor Ward Walk – Carrington	NDO's, Police, CP, Traffic, City Services, NCH	4 <sup>th</sup> Aug 4.30pm	Meet Church Drive / Mansfield Road
Councillor Ward Walk – Watcombe Circus / Crossman Street area	NDO's, Police, CP, Traffic, City Services, NCH	1 <sup>st</sup> Sept 4.30pm	Meet Leonard Avenue / Hucknall Road

Grow your Own Event – Sherwood Food Festival	Various TBC	Sept	Various TBC
--	-------------	------	-------------

## **Finance**

### **Ward Councillor Budgets**

Budget Remaining Unallocated 2014/15 **£136**

Total Amount allocated 2015/16 **£15,136**

*\*Please note there is a slight discrepancy between the finance figures in this Committee report and the finance figures in the Actions Taken Under Delegated Authority Report of approx £100 which is currently in the process of being resolved.*

### **Area Capital Fund**

Budget Remaining Unallocated 2014/15 **£42, 607**

Total Amount Allocated 2015/16 **£86,400**

Less committed schemes of **£5000**

Total available balance 2015/16 **£124,007**

**Others – Section 106, NCH Environmentals, Other Funding**

# SUMMARY PERFORMANCE REPORT

## AREA 5 : Quarter 4

### Berridge and Sherwood

Area Total	Category	Qtr 1				Qtr 2				Qtr 3				Qtr 4				Year Total			
		2013-14	2014-15	Volume +/-	% Change	2013-14	2014-15	Volume +/-	% Change	2013-14	2014-15	Volume +/-	% Change	2013-14	2014-15	Volume +/-	% Change	2013-14	2014-15	Volume +/-	% Change
<b>Area Committee 5</b>	Criminal Damage	90	94	4	4%	95	103	8	8%	86	95	9	10%	140	103	-37	-26%	411	395	-16	-4%
	Theft	266	228	-38	-14%	190	232	42	22%	182	235	53	29%	179	205	26	15%	817	900	83	10%
	Violence	137	165	28	20%	167	189	22	13%	147	193	46	31%	144	158	14	10%	595	705	110	18%
	Dwelling Burglary	59	68	9	15%	70	79	9	13%	72	113	41	57%	64	77	13	20%	265	337	72	27%
	All Crime	763	770	7	1%	701	827	126	18%	694	835	141	20%	751	794	43	6%	2909	3226	317	11%
	ASB	347	420	73	21%	494	490	-4	-1%	281	382	101	36%	316	382	66	21%	1438	1674	236	16%
Average Quarterly Score	Deliberate Fires	14	20	6	43%	21	15	-6	-29%	14	7	-7	-50%	20	16	-4	-20%	69	58	-11	-16%
	Cleanliness Score	87	91	4	5%	84	90	5	6%	89	92	3	3%	93	92	-1	-1%	88	91	3	3%
	Graffiti	55	10	-45	-82%	55	8	-47	-85%	16	7	-9	-56%	27	9	-18	-67%	153	34	-119	-78%
	Fly-Tipping	205	153	-52	-25%	248	181	-67	-27%	189	98	-91	-48%	165	51	-114	-69%	807	483	-324	-40%
	Dog Fouling	32	40	8	25%	29	39	10	34%	54	51	-3	-6%	64	89	25	39%	179	219	40	22%
	Unemployment	4781	4081	-700	-15%	4494	3621	-873	-19%	4105	3198	-907	-22%	4332	3099	-1233	-28%	17712	13999	-3713	-21%

Ward	Category	Qtr 1				Qtr 2				Qtr 3				Qtr 4				Year Total			
		2013-14	2014-15	Volume +/-	% Change	2013-14	2014-15	Volume +/-	% Change	2013-14	2014-15	Volume +/-	% Change	2013-14	2014-15	Volume +/-	% Change	2013-14	2014-15	Volume +/-	% Change
<b>Berridge</b>	Criminal Damage	60	53	-7	-12%	58	64	6	10%	52	52	0	0%	93	53	-40	-43%	263	222	-41	-16%
	Theft	117	82	-35	-30%	98	116	18	18%	82	125	43	52%	72	98	26	36%	369	421	52	14%
	Violence	82	91	9	11%	86	113	27	31%	78	116	38	49%	80	92	12	15%	326	412	86	26%
	Dwelling Burglary	34	44	10	29%	43	41	-2	-5%	32	59	27	84%	38	53	15	39%	147	197	50	34%
	All Crime	417	396	-21	-5%	373	457	84	23%	379	475	96	25%	422	415	-7	-2%	1591	1743	152	10%
	ASB	223	280	57	26%	313	292	-21	-7%	199	276	77	39%	231	236	5	2%	966	1084	118	12%
Average Quarterly Score	Deliberate Fires	12	9	-3	-25%	11	10	-1	-9%	6	3	-3	-50%	9	8	-1	-11%	38	30	-8	-21%
	Cleanliness Score	95	93	-2	-2%	85	92	7	8%	87	93	5	6%	93	91	-2	-2%	90	92	2	2%
	Graffiti (reactive)	34	6	-28	-82%	42	4	-38	-90%	12	1	-11	-92%	16	3	-13	-81%	104	14	-90	-87%
	Fly-Tipping (reactive)	148	84	-64	-43%	178	140	-38	-21%	117	70	-47	-40%	120	35	-85	-71%	563	329	-234	-42%
	Dog Fouling (reactive)	19	25	6	32%	14	25	11	79%	27	35	8	30%	37	49	12	32%	97	134	37	38%
	Unemployment	3137	2790	-347	-11%	2996	2444	-552	-18%	2703	2104	-599	-22%	2878	2088	-790	-27%	11714	9426	-2288	-20%

Ward	Category	Qtr 1				Qtr 2				Qtr 3				Qtr 4				Year Total			
		2013-14	2014-15	Volume +/-	% Change	2013-14	2014-15	Volume +/-	% Change	2013-14	2014-15	Volume +/-	% Change	2013-14	2014-15	Volume +/-	% Change	2013-14	2014-15	Volume +/-	% Change
<b>Sherwood</b>	Criminal Damage	30	41	11	37%	37	39	2	5%	34	43	9	26%	47	50	3	6%	148	173	25	17%
	Theft	149	146	-3	-2%	92	116	24	26%	100	110	10	10%	107	107	0	0%	448	479	31	7%
	Violence	55	74	19	35%	81	76	-5	-6%	69	77	8	12%	64	66	2	3%	269	293	24	9%
	Dwelling Burglary	25	24	-1	-4%	27	38	11	41%	40	54	14	35%	26	24	-2	-8%	118	140	22	19%
	All Crime	346	374	28	8%	328	370	42	13%	315	360	45	14%	329	379	50	15%	1318	1483	165	13%
	ASB	124	140	16	13%	181	198	17	9%	82	106	24	29%	85	146	61	72%	472	590	118	25%
	Deliberate Fires	2	11	9	450%	10	5	-5	-50%	8	4	-4	-50%	11	8	-3	-27%	31	28	-3	-10%
Average Quarterly Score	Cleanliness Score	79	90	11	14%	84	87	4	4%	90	90	1	1%	92	92	0	0%	86	90	4	4%
	Graffiti	21	4	-17	-81%	13	4	-9	-69%	4	6	2	50%	11	6	-5	-45%	49	20	-29	-59%
	Fly-Tipping	57	69	12	21%	70	41	-29	-41%	72	28	-44	-61%	45	16	-29	-64%	244	154	-90	-37%
	Dog Fouling	13	15	2	15%	15	14	-1	-7%	27	16	-11	-41%	27	40	13	48%	82	85	3	4%
	Unemployment	1644	1291	-353	-21%	1498	1177	-321	-21%	1402	1094	-308	-22%	1454	1011	-443	-30%	5998	4573	-1425	-24%

**BERRIDGE AND SHERWOOD AREA COMMITTEE 18 JUNE 2015**

<b>Title of paper:</b>	<b>ACTION TAKEN UNDER DELEGATED AUTHORITY - WARD ALLOCATIONS</b>	
<b>Director(s)/ Corporate Director(s):</b>	John Kelly – Director of Communities	<b>Wards affected:</b> Berridge, Sherwood
<b>Report author(s) and contact details:</b>	Debbie Royle Neighbourhood Development Officer - Berridge Ward 0115 8838468 – debbie.royle@nottinghamcity.gov.uk Beth Hanna Neighbourhood Development Officer - Berridge Ward 0115 8838466 – beth.hanna@nottinghamcity.gov.uk Lyse-Anne Renwick Neighbourhood Development Officer – Sherwood Ward 0115 8764488 – lyse-anne.renwick@nottinghamcity.gov.uk Angela Bolton Neighbourhood Development Officer - Sherwood Ward 0115 8838476 - angela.bolton@nottinghamcity.gov.uk	
<b>Other colleagues who have provided input:</b>		
<b>Date of consultation with Portfolio Holder(s) (if relevant)</b>		
<b>Relevant Council Plan Strategic Priority:</b>		
Cutting unemployment by a quarter		<input checked="" type="checkbox"/>
Cut crime and anti-social behaviour		<input type="checkbox"/>
Ensure more school leavers get a job, training or further education than any other City		<input checked="" type="checkbox"/>
Your neighbourhood as clean as the City Centre		<input checked="" type="checkbox"/>
Help keep your energy bills down		<input type="checkbox"/>
Good access to public transport		<input type="checkbox"/>
Nottingham has a good mix of housing		<input type="checkbox"/>
Nottingham is a good place to do business, invest and create jobs		<input checked="" type="checkbox"/>
Nottingham offers a wide range of leisure activities, parks and sporting events		<input checked="" type="checkbox"/>
Support early intervention activities		<input checked="" type="checkbox"/>
Deliver effective, value for money services to our citizens		<input type="checkbox"/>
<b>Summary of issues (including benefits to citizens/service users):</b>		
This report asks the committee to note decisions made under delegated authority that support the local community in a variety of ways. The funds allocated by Area Committee are used to address diverse needs from various sections of the community and reduce inequalities.		
<b>Recommendation(s):</b>		
<b>1</b>	To note the actions taken under delegated authority, as detailed in the appendix.	

**1. REASONS FOR RECOMMENDATIONS**

- 1.1 Decisions in relation to councillors ward allocations are made under delegated authority by the Director of Neighbourhoods and Communities. These decisions must then be reported to Area Committee for information.

## **2. BACKGROUND (INCLUDING OUTCOMES OF CONSULTATION)**

- 2.1 This action follows the arrangements established by the Executive Board in respect of individual member allocation budget spending.

## **3. OTHER OPTIONS CONSIDERED IN MAKING RECOMMENDATIONS**

- 3.1 No other options were considered.

## **4. FINANCIAL IMPLICATIONS (INCLUDING VALUE FOR MONEY/VAT)**

- 4.1 Members had an individual ward allocation for 2014/2015 and a further £15,000 for 2015/2016. A proportion of uncommitted funds from 2014/2015 has been brought forward and been committed within this financial year.

## **5. RISK MANAGEMENT ISSUES (INCLUDING LEGAL IMPLICATIONS AND CRIME AND DISORDER ACT IMPLICATIONS)**

- 5.1 These arrangements provide transparency and regulation in the spending of individual Member's allocation.

## **6. EQUALITY IMPACT ASSESSMENT**

- 6.1 An EIA is not needed, as the report does not contain proposals or financial decisions.

## **7. LIST OF BACKGROUND PAPERS OTHER THAN PUBLISHED WORKS OR THOSE DISCLOSING CONFIDENTIAL OR EXEMPT INFORMATION**

- 7.1 None.

## **8. PUBLISHED DOCUMENTS REFERRED TO IN COMPILING THIS REPORT**

- 8.1 None.



**Appendix 1**  
**Action Taken Under Delegated Authority – Ward Allocations**

**Berridge Ward Budget Allocations 2014/15 Councillors Ibrahim, Jones and Neal**

<b>Item</b>	<b>Recipient</b>	<b>Date Agreed</b>	<b>Total</b>
Poplars Park opening	NCC	9 <sup>th</sup> April 2014	£250
Young people's activities	Muslim Community Organisation	14.5.2014	£270
Rent	Hawa Women's Network	14.5.2014	£1000
Training course	Seeds Foundation	21.5.2014	£1280
Roma event and training	Internal	22.5.2014	£1000
Hyson Green Cultural Festival	Hyson Green Cultural Festival	21.5.2014	£1000
Sumac Youth Group	Robin Hood Solidarity Group	4.6.2014	£1000
Berridge Rd hanging baskets	Internal	4.6.2014	£640
Planter	Edible Ave	4.6.2014	£294
Berridge Community Funding Chest	Local organisations TBC	4.6.2014	£1000
Parking signs	Internal	2.7.2014	£320
Berridge Community Festival	Internal	2.7.2014	£600
Items for setting up project	Chayah	2.7.2014	£250
Environmental Actions	Internal	4.6.2014	£500
Soft balls police project	Internal	2.7.2014	£100
Cook and eat sessions	Punjabi Community Centre	August 2014	£1000
Interactive sessions	Senior Support Group	September 2014	£1000
NCVS Volunteer Awards Evening	NCVS	September 2014	£150
Support for Forest Fields Community Centre	Internal	September 2014	£2000
Parking Sign	Internal	September 2014	£12
Hyson Green Library Festive Events	Internal	6 November 2014	£200
Hyson Green Christmas Lights Switch On event	Internal	6 November 2014	£645
Community Bicycle Repair Project	FFIA	6 November 2014	£300
Forest Fields Primary Parents	FFPS	24 <sup>th</sup> November 2014	£700
Forest Fields Older People's IT course	Forest Fields Advice Centre	18 <sup>th</sup> December 2014	£700
Caribbean Cavaliers	Caribbean Cavaliers	7 <sup>th</sup> January 2015	£300

East African Education Centre	EAEC	20 <sup>th</sup> January 2015	£720
Signpost to Polish Success	SPS	20 <sup>th</sup> January 2015	£1000
Nottingham Muslim Women's Network	NMWN	20 <sup>th</sup> January 2015	£500
Youth Session in New Basford	Pythian Club	10 <sup>th</sup> February 2015	£500
Blue Mountain Women's Group	Blue Mountain Women's Group	11 <sup>th</sup> February 2015	£500
Hyson Green Youth Club	Hyson Green Youth Club	11 <sup>th</sup> February 2015	£1351
Table Tennis Project	Nottingham Sports Group	27 <sup>th</sup> February 2015	£250
Forest Fields Spring Event	NCC	19 <sup>th</sup> March 2015	£600
Dream Base Project	Dream CIC	23 <sup>rd</sup> March 2015	£750
Community Engagement budget	NCC	23 <sup>rd</sup> March 2015	£1000
Bin Stencil Project	NCC	23 <sup>rd</sup> March 2015	£500
Holiday Youth Activities	Pythian Club	23 <sup>rd</sup> March 2015	£850
The Social Café	SFICE	23 <sup>rd</sup> March 2015	£1000
Youth Activities	The Sumac Centre - RHSG	23 <sup>rd</sup> March 2015	£1500

Allocation 2014/15	£15,000
Unspent Balance b/fwd 2013/14	£10,567
Total Available Allocation 2014/15	£25,567
Decommitted funds	£2948
Allocated Funds (Spent and unspent)	<b>£27,532</b>
<b>Uncommitted balance as at 31/3/2015</b>	<b>£983</b>

Berridge Ward figures have been amended using the most recent financial information provided, taking into account monies that have been unspent and returned.

**Sherwood Ward Budget Allocation 2014/2015 Councillors Ball, Parbutt and Urquhart**

Item	Recipient	Date Agreed	Total
Sherwood Art Week Storage Costs	Sherwood Art Week	17 <sup>th</sup> March 2014	£360
Contribution towards Music Equipment	Family and Communities Team	24 <sup>th</sup> April 2014	£500
Greenhouse with disabled access	Harpenden House	21 <sup>st</sup> May 2014	£500
Contribution towards a log cabin refurbishment	Jason Spencer Trust	21 <sup>st</sup> May 2014	£500
Edwards Lane Summer School	Edwards Lane Community Association	21st May 2014	£500
New sheds	Sherwood Playgroup	21 <sup>st</sup> May 2014	£1300
Contribution towards a Bothy	Bagthorpe Gardeners	July 2014	£500
Christmas Light Switch on 2014	Various	11 <sup>th</sup> September 2014	£500
Contribution towards Domestic Abuse Freedom training programme	WAIS	17 <sup>th</sup> December 2014	£500
Nottingham In Bloom – General Maintenance and One-off displays for 2015	Nottingham in Bloom	January 2015	£7000
Books and Literacy Volunteers for Primary Schools	Literacy Volunteers	January 2015	£515
Crime prevention products for Week of Action	Nottinghamshire Police	January 2015	£250
Sherwood Community Events 2015	Various	January 2015 .	£7000
		<b>GRAND TOTAL</b>	<b>£19,925</b>

Page 51

Allocation 2014/2015	£15,000
<b>Total Available Allocation 2013/14 (inc. carryover from 2013/2014)</b>	<b>£20,189</b>
Allocated Funds (Spent and unspent)	£19,925
<b>Uncommitted balance as at 6/2/15</b>	<b>£264</b>

Sherwood ward figures have been amended using the most recent financial information provided, taking into account monies that have been unspent and returned.

This page is intentionally left blank

**BERRIDGE AND SHERWOOD AREA COMMITTEE**  
**18 JUNE 2015**

<b>Title of paper:</b>	<b>Nottingham City Homes (NCH) Update Report</b>	
<b>Director(s)/ Corporate Director(s):</b>	Nick Murphy, Chief Executive of Nottingham City Homes	<b>Wards affected:</b> Berridge and Sherwood
<b>Report author(s) and contact details:</b>	Paul Howard Tenancy and Estate Manager <a href="mailto:paul.howard@nottinghamcityhomes.org.uk">paul.howard@nottinghamcityhomes.org.uk</a>	
<b>Other colleagues who have provided input:</b>	None	
<b>Date of consultation with Portfolio Holder(s) (if relevant)</b>	N/A	
<b>Relevant Council Plan Strategic Priority:</b>		
Cutting unemployment by a quarter		<input type="checkbox"/>
Cut crime and anti-social behaviour		<input type="checkbox"/>
Ensure more school leavers get a job, training or further education than any other City		<input type="checkbox"/>
Your neighbourhood as clean as the City Centre		<input type="checkbox"/>
Help keep your energy bills down		<input type="checkbox"/>
Good access to public transport		<input type="checkbox"/>
Nottingham has a good mix of housing		<input type="checkbox"/>
Nottingham is a good place to do business, invest and create jobs		<input type="checkbox"/>
Nottingham offers a wide range of leisure activities, parks and sporting events		<input type="checkbox"/>
Support early intervention activities		<input type="checkbox"/>
Deliver effective, value for money services to our citizens		<input checked="" type="checkbox"/>
<b>Summary of issues (including benefits to citizens/service users):</b>		
The area performance reports provide updates on key issues and themes which link back to local priorities and the strategic themes for NCH.		
The reports provide summary updates on the following key themes:		
<ul style="list-style-type: none"> <li>• Capital Programme and major work;</li> <li>• area regeneration and environmental issues;</li> <li>• key messages from the Tenant and Leasehold Congress;</li> <li>• Tenant and Residents Associations updates;</li> <li>• area performance figures;</li> <li>• good news stories and positive publicity.</li> </ul>		
<b>Recommendation(s):</b>		
<b>1</b>	To note and comment on the update and performance information.	

**1. REASONS FOR RECOMMENDATIONS**

- 1.1 To provide a descriptive and statistical picture of what is happening at an area level and invite the Committee and community representatives to comment, debate, and challenge and identify how they can add value to improve their neighbourhoods.
- 1.2 To monitor progress in the wards and act as a catalyst for debate about the key performance issues impacting upon the ward on a quarterly basis.

## **2. BACKGROUND (INCLUDING OUTCOMES OF CONSULTATION)**

- 2.1 NCH previously reported on performance at local Area Panels that sat below the respective Area Committees. These panels were attended by local residents, local Councillors and partner agencies.
- 2.2 Nottingham City Homes has a goal to 'create homes and places where people want to live and to give tenants and leaseholders an input in shaping what happens in their area. The report is one of a number of initiatives that increases the transparency and accountability of the Company's performance.
- 2.3 Following the decision to have an NCH representative attend Area Committee meetings, it was decided to provide the NCH Update Report.

## **3. OTHER OPTIONS CONSIDERED IN MAKING RECOMMENDATIONS**

- 3.1 None

## **4. FINANCIAL IMPLICATIONS (INCLUDING VALUE FOR MONEY/VAT)**

- 4.1 None

## **5. RISK MANAGEMENT ISSUES (INCLUDING LEGAL IMPLICATIONS AND CRIME AND DISORDER ACT IMPLICATIONS)**

- 5.1 None

## **6. EQUALITY IMPACT ASSESSMENT**

- 6.1 Not needed as the report does not contain proposals or financial decisions

## **7. LIST OF BACKGROUND PAPERS OTHER THAN PUBLISHED WORKS OR THOSE DISCLOSING CONFIDENTIAL OR EXEMPT INFORMATION**

- 7.1 None

## **8. PUBLISHED DOCUMENTS REFERRED TO IN COMPILING THIS REPORT**








- 8.1 None

## APPENDIX 1

### Area report - Sherwood & Berridge









Generated on: 15 April 2015

#### AC5-1 Anti-social behaviour

Performance indicator and definition	Target	2014/15			2013/14	2012/13	Latest Note
		Value	Status	Long Trend	Value	Value	
% of ASB cases resolved by first intervention – Central region  <i>Note: This PI monitors the ability of the HPM to select the correct first intervention.</i>	84%	86.67%			84.78%	78.92%	Second interventions required on 2x gardens cases and third intervention required on extremely high profile asb case that was resolved to customers satisfaction
% of ASB cases resolved – Central region  <i>Note: This PI measures the proportion of ASB cases NCH has successfully resolved. Data for this PI is not available by ward and is reported by Housing Office.</i>	97.8%	92.38%			100%	100%	Figure is showing low due to inputting error in one Month that does not reflect actual performance. Matter has been raised with Performance team
Number of new ASB cases – Central region  <i>Note: Data for this PI is only available by Housing Office.</i>		14			144	144	Quite a lot of new cases this month (Jan) including a number of drug warrants executed by Police.
Tenant satisfaction with the ASB service - Central region  <i>Note: Data for this PI is only available by Housing Office.</i>	8				7.8	6.95	trend is improving but more work to be done to reach target; customer care is paramount issue and is constantly reinforced through one to ones

## APPENDIX 1



### AC5-2 Repairs

Performance indicator and definition	Target	2014/15			2013/14	2012/13	Latest Note
		Value	Status	Long Trend	Value	Value	
% of repairs completed in target – AC - Sherwood & Berridge  <i>Note: This PI monitors the proportion of repairs being completed within agreed timescales.</i>	96%	98.35%			96.68%	92.72%	
% of repairs completed in target – Berridge Ward  <i>Note: This PI monitors the proportion of repairs being completed within agreed timescales.</i>	96%	97.64%			96.85%	90.04%	
% of repairs completed in target – Sherwood Ward  <i>Note: This PI monitors the proportion of repairs being completed within agreed timescales.</i>	96%	98.48%			96.65%	93.31%	
Tenant satisfaction with the repairs service  <i>Note: Data for this PI is only available citywide</i>	9	8.9			8.78	8.64	MAR-2015 Whilst slightly short of the Corporate Plan target of 9, year-to-date performance of 8.913 in 2014/15 is higher than all previous annual outturn's. This month all scores on the VMS survey were above Target giving an overall score of 8.924 . Satisfaction survey results are discussed at team meetings, highlighting both good and bad feedback and challenging staff that are not following processes.





## APPENDIX 1

### AC5-3 Rent Collection







Performance indicator and definition	Target	2014/15			2013/14	2012/13	Latest Note
		Value	Status	Long Trend	Value	Value	
<p>% of rent collected</p> <p><i>Note: This PI measures the amount of rent collected (including tenant arrears) as a percentage of rent due for the current year. Data for this indicator is not available by ward and is reported city wide.</i></p> <p><i>Trend shows as improving if value is over 100% as arrears are decreasing.</i></p>	100%	100.56%			100.02%	100.21%	<p>The rent collection rate for 2014-15 was above target at 100.56%, an improvement on the figure at the end of 2013-14 which was 100.02%.</p> <p>Measures taken to ensure a high level of collection included evening and weekend working by the team. We also conducted a campaign to contact all customers who paid at local housing offices (where the cash payment facility was due to close) to offer support with alternative payment methods and to sign as many as possible up for Direct Debit. This resulted in approximately 600 extra customers signing up to pay by direct debit.</p> <p>A revised Service Level Agreement is being finalised between NCH and Nottingham Revenue and Benefits Ltd - the new company formed to deal with Housing Benefit claims on behalf of the City Council. This is expected to be in place early in 2015-16 and is designed to improve the relationship between the two organisations and ensure that targets set for processing of claims etc will be monitored and met. This is expected to have a positive effect on our rent arrears and collection performance.</p> <p>2015-16 will see the introduction of Universal Credit. This will result a significant percentage of our weekly rent debit being paid directly to tenants, where it is currently paid directly to NCH as housing benefit. Several measures are being taken to ensure the impact of this on our rent collection figures is minimised, including:</p> <p>Communications activity e.g. via the tenants' newsletter            Tenancy Sustainment Team holding events in local communities and targetting support            Updating Northgate IT system to better enable management of affected accounts            Staff training across NCH to ensure support to tenants is provided by the whole organisation</p>

## APPENDIX 1

<p>% of tenancies ending due to eviction</p> <p><i>Note: This PI monitors the percentage of tenants being evicted due to rent arrears and is reported citywide.</i></p>	0.75%	0.56%			0.74%	0.55%	<p>This performance indicator is of particular importance to the team as we are committed to sustaining as many tenancies as possible and have measures in place to support tenants in arrears. The Tenancy Sustainment Team receive referrals from Rent Account Managers relating to tenants who require additional support. The Team supports such tenants to manage their finances more effectively with the aim of maintaining their tenancy and avoiding eviction. We have evicted 148 tenants in the last 12 months, this compares to 197 during 2013-14. We will work to ensure that this downward trend continues.</p>
---	-------	-------	--	---	-------	-------	--







## APPENDIX 1

### AC5-4a Empty properties - Average relet time

Performance indicator and definition	Target	2014/15			2013/14	2012/13	Latest Note
		Value	Status	Long Trend	Value	Value	
<p>Average void re-let time (calendar days) – AC - Sherwood &amp; Berridge</p> <p><i>Note: This PI measures how long it takes NCH to re-let empty properties from the end of the old tenancy to the start of the new tenancy</i></p>	25	36.14			43.55	41.91	See below
<p>Average void re-let time (calendar days) – Berridge Ward</p> <p><i>Note: This PI measures how long it takes NCH to re-let empty properties from the end of the old tenancy to the start of the new tenancy.</i></p>	25	17.6			14.14	15.29	The Housing Services and Property Services teams work jointly to ensure the time properties remain empty is minimised. The target for 2014-15 was met
<p>Average void re-let time (calendar days) – Sherwood Ward</p> <p><i>Note: This PI measures how long it takes NCH to re-let empty properties from the end of the old tenancy to the start of the new tenancy</i></p>	25	37.66			46.67	48.59	The Housing Services and Property Services teams work jointly to ensure the time properties remain empty is minimised. The target for 2014-15 was not met and this was due to low demand issues with some Independent Living accommodation at Woodthorpe and Winchester Courts. The letting of general needs accommodation stood at 22.31 days.







## APPENDIX 1

### AC5-4b Empty properties - Lettable voids

Performance indicator and definition	Target	2014/15			2013/14	2012/13	Latest Note
		Value	Status	Long Trend	Value	Value	
Number of lettable voids– AC - Sherwood & Berridge  <i>Note: Lettable voids are empty properties available for re-letting. They will receive repair work and then be re-let to a new tenant.</i>		8			15	16	The Housing Services and Property Services teams work jointly to ensure the time properties remain empty is minimised with a decrease of 7 properties from the previous year
Number of lettable voids – Berridge Ward  <i>Note: Lettable voids are empty properties available for re-letting. They will receive repair work and then be re-let to a new tenant.</i>		0			1	1	The Housing Services and Property Services teams work jointly to ensure the time properties remain empty is minimised with a decrease of 1 property from the previous year
Number of lettable voids – Sherwood Ward  <i>Note: Lettable voids are empty properties available for re-letting. They will receive repair work and then be re-let to a new tenant.</i>		8			14	15	The Housing Services and Property Services teams work jointly to ensure the time properties remain empty is minimised with a decrease of 6 properties from the previous year







## APPENDIX 1

### AC5-4c Empty properties - Decommissioning

Performance indicator and definition	Target	2014/15			2013/14	2012/13	Latest Note
		Value	Status	Long Trend	Value	Value	
Number of empty properties awaiting decommission – AC - Sherwood & Berridge  <i>Note: This PI shows the number of empty properties which will not be re-let and includes those being decommissioned and / or demolished.</i>		0			6	14	NA
Number of empty properties awaiting decommission – Berridge ward  <i>Note: This PI shows the number of empty properties which will not be re-let and includes those being decommissioned and / or demolished.</i>		0			4	11	NA
Number of empty properties awaiting decommission – Sherwood Ward  <i>Note: This PI shows the number of empty properties which will not be re-let and includes those being decommissioned and / or demolished.</i>		0			2	3	NA

## APPENDIX 1

### AC5-5 Tenancy sustainment

Performance indicator and definition	Target	2014/15			2013/14	2012/13	Latest Note
		Value	Status	Long Trend	Value	Value	
Percentage of new tenancies sustained - AC - Sherwood & Berridge  <i>Note: This PI measures the number of new tenants who are still in their tenancy 12 months later.</i>	93.5%	95.46%			94.6%	95.95%	sustainability above target for sixth consecutive month. Berridge sustainability 100% off low sample size
Percentage of new tenancies sustained - Berridge Ward (2003)  <i>Note: This PI measures the number of new tenants who are still in their tenancy 12 months later.</i>	93.5%	100%			80%	90%	100% sustainability off low sample size (10)
Percentage of new tenancies sustained - Sherwood Ward  <i>Note: This PI measures the number of new tenants who are still in their tenancy 12 months later.</i>	93.5%	94.87%			95.65%	96.88%	Above target. Failures were: 1x eviction rent; 1x NTQ lodging; 1x NTQ private rented; 1 x NTQ non-homelink partner

# NCH update report

Time: 6.00pm

Date: 18 June 2015

Presented by:

	Item	Executive Summary / Key Points	For information or decision
1	Capital Programme & major works	<p><b>Decent Homes</b></p> <p><b>Background</b> The Nottingham Decent Homes programme has been running for the past six years aimed at improving more than 18,000 homes across the city. It started in 2009 after it was revealed that more than 40 per cent of council houses in Nottingham did not meet national standards. The programme was funded 80 per cent by central government and 20 per cent by Nottingham City Council. Nottingham City Homes took the opportunity to go beyond the government's decent homes standard with the Nottingham Decent Homes Plus Standard.</p> <p><b>What we have achieved Citywide</b> Bathrooms, kitchens, boilers and roofs have been replaced and upgraded at a cost of £200 million in the Secure Warm Modern programme. It means that every Nottingham council <a href="#">home</a> (100%) now meets the government's minimum 'decent homes' specifications compared to just 44 per cent when the project began.</p>	Information

## APPENDIX 2

		<p>Zero per cent non decency achieved by 31 March 2015</p> <ul style="list-style-type: none"><li>• 14,325 Bathrooms</li><li>• 18,959 Kitchens</li><li>• 37,607 Secure by Design Doors</li><li>• 18,729 properties have received (80,000) Grade A Secure by Design windows</li><li>• 4,478 Loft Insulations</li><li>• 14,910 Electrical upgrades</li><li>• 15,460 New Grade A energy efficient boilers</li><li>• 14,621 Heating distribution upgrades (this is radiators, pipework and programmes)</li><li>• 567 New roofs</li><li>• £200 million investment</li><li>• 200+ apprentices taken on and trained</li><li>• Up to 600 employed on the scheme at any one time</li><li>• Satisfaction with quality / condition of home up from 57% to 87%</li></ul> <p><b>The future</b></p> <p>A planned programme of maintaining decency will continue year after year to continue a level of quality within our housing stock. £13m has been set aside for 2015/6 to uphold this goal. The maintaining decency project will remain under the title of Secure Warm Modern which is, and always has been, based on tenant priorities.</p> <p>Stock condition data and Energy Performance information collected about our housing stock is helping to produce an additional planned programme of energy efficiency works across the City including insulation work to solid wall, BISF (British Steel Frame) and other hard to treat properties.</p>	
--	--	--	--



**APPENDIX 2**

		<p><b>Winchester &amp; Woodthorpe Courts Sprinkler System</b>            Work to install sprinkler systems in the above two courts is to commence during the summer – information events with residents will take place prior to work commencing.</p>	
2	Area Regeneration and Environmental Issues	There are currently no plans for demolition in the area or new build.	<b>Decision</b>
3	Key messages from the Tenant and Leasehold Congress	<p>TLC has recently undergone review and a number of improvements have been identified and implemented following on from further consultation with tenants. The first ‘new style’ meeting was held on Wednesday 29th April at the New Art Exchange and involved interactive workshops to shape the future structure and direction of the group.</p> <p>The group also decided on a new name and will now be known as the ‘Communities in Action’ group. Membership has been widened to include representatives from each of the NCH customer panels, each of the recognised Tenants &amp; Residents groups across the city, ensuring wider and more local representation and engagement and there is also an open invitation in place for all NCH Board members to attend.</p>	X
4	Tenant and Residents Associations updates	<ul style="list-style-type: none"> <li>• NCH are currently working with a small number of interested tenants from Sherwood with a view to establishing wider interest from local tenants and residents to establish a TRA.</li> <li>• WINWOOD TRA is holding an AGM on 19<sup>th</sup> May and they are proposing to merge with the Residents Social Group to avoid duplication of effort for members and tenants. A large number of weekly activities take place at WINWOOD on behalf of the Social Group so it is hoped that this will help form a stronger base to maintain our strong relationship with tenants.</li> </ul>	X

## APPENDIX 2

		<ul style="list-style-type: none"><li>Northgate Primary School have agreed to hold a first Young Inspector Programme inspection in June/July as a panel of very excited pupil volunteers has been recruited and a fantastic school logo designed representing their new partnership with NCH.</li></ul>	
5	Area Performance Figures	See Appendix 1	For Information
6	Good news stories & positive publicity	Community cohesion meeting on 20/3 attended by all partners to look at more effective ways of working in both area 4 and area 5 wards	X

**BERRIDGE AND SHERWOOD AREA COMMITTEE**  
**18 JUNE 2015**

<b>Title of paper:</b>	<b>Environmental Submissions from Nottingham City Homes (NCH)</b>	
<b>Director(s)/ Corporate Director(s):</b>	Nick Murphy, Chief Executive, Nottingham City Homes	<b>Wards affected:</b> Berridge and Sherwood
<b>Report author(s) and contact details:</b>	Paul Howard <a href="mailto:Paul.Howard@nottinghamcityhomes.org.uk">Paul.Howard@nottinghamcityhomes.org.uk</a> 0115 883 8232	
<b>Other colleagues who have provided input:</b>	Housing Patch Manager: Diane Stone, Angela Gould Decent Neighbourhoods Manager, Leanne Hoban	
<b>Relevant Council Plan Strategic Priority:</b>		
Cutting unemployment by a quarter		<input type="checkbox"/>
Cut crime and anti-social behaviour		<input checked="" type="checkbox"/>
Ensure more school leavers get a job, training or further education than any other City		<input type="checkbox"/>
Your neighbourhood as clean as the City Centre		<input type="checkbox"/>
Help keep your energy bills down		<input type="checkbox"/>
Good access to public transport		<input type="checkbox"/>
Nottingham has a good mix of housing		<input type="checkbox"/>
Nottingham is a good place to do business, invest and create jobs		<input type="checkbox"/>
Nottingham offers a wide range of leisure activities, parks and sporting events		<input type="checkbox"/>
Support early intervention activities		<input type="checkbox"/>
Deliver effective, value for money services to our citizens		<input checked="" type="checkbox"/>
<b>Summary of issues (including benefits to citizens/service users):</b>		
This report informs the Committee of the schemes initially requested by residents of NCH properties and residents living within the environment of NCH properties to provide extra security, safety and wellbeing to the residents of Berridge and Sherwood Wards.		
Schemes approved by the Committee will be funded from the Housing Revenue Fund.		
<b>Recommendation(s):</b>		
1	That the committee approve the schemes listed in Appendix 1.	

**1. REASONS FOR RECOMMENDATIONS**

- 1.1 To provide extra security, safety and wellbeing to the residents of Berridge and Sherwood Wards.

**2. BACKGROUND (INCLUDING OUTCOMES OF CONSULTATION)**

- 2.1 Sums of £19,557 for the Berridge Ward and £165,569 for the Sherwood Ward remain for housing environmental improvements for the year 2015/2016. This includes any carry over figures.
- 2.2 The proposed schemes must fit at least one of the following criteria:
- improvement of security for Tenants and Leaseholders (e.g. door entry, lighting, fencing, garage sites);
  - improvement of the environment for Tenants and Leaseholders (e.g. dealing with graffiti reducing anti-social behaviour, parking issues, drying areas resurfacing);

- improvement of spaces for Tenants and Leaseholders (e.g. installation of community facilities or areas on land under NCH management).

2.3 Suggestions for schemes may be from a number of sources including Tenants and Leaseholders, Tenants and Residents Groups, Councillors, Local Area Group meetings, Ward Walks, Area Panel, Housing Patch Managers and Neighbourhood Development Officers.

2.4 Any amount left in the Housing Environmental funding budget will carry over into the new financial year and can be allocated for schemes identified in the year 2015-16.

### **3. OTHER OPTIONS CONSIDERED IN MAKING RECOMMENDATIONS**

3.1 None.

### **4. FINANCIAL IMPLICATIONS (INCLUDING VALUE FOR MONEY)**

4.1 NCH has provided a quotation for the proposed work via an agreed competitive tendering process.

4.2 Once a City wide programme is agreed, works will be carried out by approved contractors and it is anticipated that further savings may be found. It is anticipated that more schemes may be completed as a result of these savings.

### **5. RISK MANAGEMENT ISSUES (INCLUDING LEGAL IMPLICATIONS, CRIME AND DISORDER ACT IMPLICATIONS AND EQUALITY AND DIVERSITY IMPLICATIONS)**

5.1 To ensure local development in decision-making the Area Panel and Local Area Groups have been actively involved in the process. Local Tenant and Resident groups have also been consulted and a full consultation of residents has taken place in the affected blocks.

5.2 The Housing Environment Fund will enable a series of improvements to take place that will improve security, spaces and the environment for local people.

5.3 The funds available are limited and are targeted at the most vulnerable tenants in the area within the criteria set out at section 2.2 of this report.

### **6. EQUALITY IMPACT ASSESSMENTS (EIAs)**

6.1 As this report does not include proposals for new or changing policies, or services an Equality Impact Assessment has not been carried out. However these proposals aim to improve the quality of life and wellbeing for residents.

### **7. LIST OF BACKGROUND PAPERS OTHER THAN PUBLISHED WORKS OR THOSE DISCLOSING CONFIDENTIAL OR EXEMPT INFORMATION**

7.1 None.

### **8. PUBLISHED DOCUMENTS REFERRED TO IN COMPILING THIS REPORT**

8.1 None.

## SCHEMES SEEKING APPROVAL 2015

SHERWOOD WARD

Site	Proposal	Assessment	Proposed Decision	Cost
Rear of Gunthorpe Close near HMP Nottingham	Supply and fit trees along boundary with prison fencing. Scheme has been developed in conjunction with crime prevention team.	Scheme will improve security for residents and reduce crime.	Agree	£19,000
			<b>Budget</b>	£165,569
			<b>Total carried forward</b>	£146,569

BERRIDGE WARD

Site	Proposal	Assessment	Proposed Decision	Cost
16-42 Springfield Street, New Basford	Replace existing front boundary fencing and gates with 1.2m bowtop metal fencing and gates. Scheme joint funded with NCC	Improve environment and security for residents	Agree	£19,557
			<b>Budget</b>	£19,557
			<b>Total carried forward</b>	£0

This page is intentionally left blank